

TEAM RESULTS JUNIORS TEAM COMPETITION AND QUALIFICATIONS FOR CII & CIII

WED 23 MAY 2012

Rank	Bib	NOC Name							Total	Ind. Rank
1		GBR - Great Britain								
	360	BAINES F	14.566	13.733	13.666	15.700	13.533	13.741	84.939	(1)
	361	WILSON N	13.233	13.633	13.466	15.066	13.500	14.066	82.964	(4)
	362	THOMPSON G	14.133	13.933		15.541		13.400	57.007	
	363	TULLOCH C		13.266	14.516	14.700	13.533		56.015	
	364	BEVAN B	12.166		13.608		14.083	13.166	53.023	
		Total	41.932 (2)	41.299 (1)	<u>41.790</u> (1)	46.307 (1)	41.149 (3)	41.207 (1)	253.684	
2		RUS - Russia								
	425	ZYRIANOV G	12.800	14.066	13.466	15.533	14.266	13.466	83.597	(3)
	426	STEPANOV S	13.400		13.833	14.783	13.291		55.307	
	427	POLYASHOV V		13.533	13.833		13.900	12.766	54.032	
	428	STRETOVICH I	13.766	13.600	13.666	14.633	13.833	13.383	82.881	(5)
	429	PROKOPEV K	14.200	11.900		15.133		12.900	54.133	
		Total	41.366 (3)	41.199 (2)	41.332 (3)	<u>45.449</u> (3)	41.999 (1)	39.749 (3)	251.094	
3		SUI - Switzerland								
	440	YUSOF E	13.900	13.833	13.900	14.933	14.033	13.533	84.132	(2)
	441	WALTER M	13.966			15.700	13.600		43.266	
	442	BAUMANN C	12.633	13.700	13.583	14.433	13.566	13.641	81.556	(8)
	443	MBOYO H		12.633	13.766		13.566	13.200	53.165	
	444	SERHANI T	13.166	13.233	12.766	11.883		13.166	64.214	
		Total	41.032 (4)	40.766 (3)	41.249 (4)	<u>45.066</u> (4)	41.199 (2)	40.374 (2)	249.686	
4		FRA - France								
	355	BOULET E	12.633	11.366	13.175	15.233	13.300	13.433	79.140	(21)
	356	CLERC R	13.200			15.000	13.766	12.833	54.799	
	357	DEGOUY P	13.691	13.066	13.266	15.533	13.833	13.166	82.555	(6)
	358	MICHOLET S		11.066	14.500				25.566	
	359	RANDRIANASOLO A	12.133	13.700	13.600	15.033	13.333	12.266	80.065	(13)
		Total	<u>39.524</u> (13)	38.132 (11)	41.366 (2)	45.799 (2)	40.932 (4)	39.432 (5)	245.185	
5		BEL - Belgium								
	310	KENIS D	14.200	12.900	13.050	15.333	13.916	13.066	82.465	(7)
	311	LOUWIJE B		14.166	12.700		13.333	12.866	53.065	
	312	GENTGES M	13.933	12.500	12.600	14.833	13.233	12.600	79.699	(17)
	313	VROLIX J	14.066			14.466			28.532	
	314	LANDUYT F	10.900	13.000	12.166	14.800	13.300	12.400	76.566	(36)
		Total	42.199 (1)	40.066 (4)	<u>38.350</u> (9)	44.966 (5)	40.549 (5)	38.532 (7)	244.662	

TEAM RESULTS
JUNIORS TEAM COMPETITION AND QUALIFICATIONS FOR CII & CIII
WED 23 MAY 2012

Rank	Bib	NOC Name							Total	Ind. Rank
6 ITA - Italy										
	395	LANDINI F	13.283	13.100	13.433	14.325	13.600	12.800	80.541	(12)
	396	BARTOLINI N	13.900	13.666	12.633	15.233	12.866	12.600	80.898	(10)
	397	BRESOLIN S		12.900			13.466	12.800	39.166	
	398	SANVITO MA	11.966		12.541	14.533			39.040	
	399	RUSSO A	13.066	13.066	13.166	13.966	13.333	13.000	79.597	(18)
		Total	40.249 (7)	39.832 (7)	39.232 (7)	44.091 (11)	40.399 (7)	<u>38.600</u> (6)	242.403	
7 GER - Germany										
	365	HINDERMANN M	11.400	13.200		15.266	12.466		52.332	
	366	LEIBIGER T	12.566		12.533	14.500	12.500	13.700	65.799	
	367	POHL F		11.933	11.100			12.733	35.766	
	368	SCHLOTTERER L	13.433	13.041	12.266	13.550	12.900	13.200	78.390	(25)
	369	WEINERT D	13.600	13.700	13.300	14.433	13.933	11.033	79.999	(15)
		Total	39.599 (11)	39.941 (5)	38.099 (13)	44.199 (8)	<u>39.333</u> (13)	39.633 (4)	240.804	
8 UKR - Ukraine										
	455	YEGOROV I	13.266	13.158	13.375	14.533	13.708	11.866	79.906	(16)
	456	YERMAKOV E	13.666	12.166	13.450	12.900	13.333	11.933	77.448	(31)
	457	KULAXIZOV R		13.291	12.900		13.500		39.691	
	458	GRYBUK V	13.583		12.933	15.500		11.133	53.149	
	459	KOTSYUBAN V	13.100	10.833		14.133	13.033	11.733	62.832	
		Total	40.515 (6)	38.615 (9)	<u>39.758</u> (5)	44.166 (9)	40.541 (6)	35.532 (21)	239.127	
9 NED - Netherlands										
	405	SCHMIDT C	13.900	12.166	13.500	15.966	13.000	12.833	81.365	(9)
	406	KOSZTKA K	13.000	10.200	13.100	14.600		12.525	63.425	
	407	ZUIDEMA J		12.366	12.733		13.066		38.165	
	408	WILLER K	13.566		12.900	14.366	12.800	12.933	66.565	
	409	RIJKEN F	13.266	11.866		13.333	13.200	12.416	64.081	
		Total	40.732 (5)	36.398 (15)	39.500 (6)	44.932 (6)	39.266 (14)	<u>38.291</u> (8)	239.119	
10 HUN - Hungary										
	375	VAGNER L	12.500	13.800	12.400	14.866	13.283	12.166	79.015	(23)
	376	SELMECZI B	13.333	13.866	12.633	14.366		11.733	65.931	
	377	MAKRA L	13.033	11.833	12.833	14.600	12.900	12.716	77.915	(28)
	378	KARDOS B	13.166			14.500	13.266		40.932	
	379	DUDAS N		9.933	12.866		12.900	11.933	47.632	
		Total	39.532 (12)	39.499 (8)	38.332 (11)	<u>43.966</u> (12)	39.449 (11)	36.815 (13)	237.593	







TEAM RESULTS JUNIORS TEAM COMPETITION AND QUALIFICATIONS FOR CII & CIII WED 23 MAY 2012

Rank	Bib	NOC Name							Total	Ind. Rank
11		BLR - Belarus								
	315	KUSHNERYK A	13.966	11.600	12.566	13.766	13.566	11.933	77.397	(32)
	316	SANUVONH D	12.333		10.666	13.966	12.491	12.000	61.456	
	317	TSIARESHKA A		13.400	13.200		13.633	12.666	52.899	
	318	KAVALIOU M	13.375	13.241		14.633	12.566		53.815	
	319	ZAYATS D	12.866	9.866	11.700	14.566		12.100	61.098	
		Total	40.207 (8)	<u>38.241</u> (10)	37.466 (15)	43.165 (18)	39.765 (10)	36.766 (14)	235.610	
12		BUL - Bulgaria								
	320	ALEKSANDROV Y	13.275	9.733	11.800	14.400	13.733	12.933	75.874	(41)
	321	ANGELOV M	13.266	10.333	11.466	15.000	12.966	11.333	74.364	(48)
	322	PEEV D	13.500		12.833	14.416		11.966	52.715	
	323	TUSHEV V		12.100			13.166		25.266	
	324	TUSHEV V	12.333	12.800	13.700	14.733	13.033	12.500	79.099	(22)
		Total	40.041 (9)	35.233 (21)	38.333 (10)	44.149 (10)	39.932 (8)	<u>37.399</u> (10)	235.087	
13		ESP - Spain								
	345	MARTIN MARTIN A		10.800	11.833				22.633	
	346	PEREZ MARCHANT J	13.233	11.333	13.666	15.558	13.100	12.266	79.156	(20)
	347	TORREGROSA B	12.900	13.466	12.966	14.133	12.466	13.283	79.214	(19)
	348	PLATA RODRIGUEZ J	12.900			13.333	13.066	11.783	51.082	
	349	HINOJOSA VALENTIN	12.833	11.000	11.066	13.900	12.700	12.200	73.699	(54)
		Total	39.033 (16)	35.799 (18)	38.465 (8)	43.591 (13)	38.866 (16)	<u>37.749</u> (9)	233.503	
14		SRB - Serbia								
	435	DEJANOVIC B	12.591	12.600	9.800	14.633	12.666	12.500	74.790	(44)
	436	ILIC G	13.233	11.966	12.866	14.600	12.766	12.666	78.097	(27)
	437	VELICKOVIC P	12.733	12.700	12.525	13.733	12.933	10.133	74.757	(45)
	438	DORDEVIC D	13.300	12.133	12.008	14.200			51.641	
	439	MAROVIC B					12.033	11.666	23.699	
		Total	39.266 (15)	37.433 (13)	37.399 (17)	43.433 (15)	<u>38.365</u> (19)	36.832 (12)	232.728	
15		CRO - Croatia								
	325	KOROSTELJEV A	14.066			14.666			28.732	
	326	PRPIC R		13.700					13.700	
	327	KOVACEVIC A	12.200	10.333	12.000	14.300	12.766	12.300	73.899	(50)
	328	KUSAN L	12.108	13.266	12.000	13.633	12.600	9.966	73.573	(55)
	329	SRBIC T	13.166	12.950	12.700	13.666	13.233	12.500	78.215	(26)
		Total	39.432 (14)	39.916 (6)	36.700 (22)	42.632 (22)	<u>38.599</u> (18)	34.766 (25)	232.045	

TEAM RESULTS JUNIORS TEAM COMPETITION AND QUALIFICATIONS FOR CII & CIII WED 23 MAY 2012

Rank	Bib	NOC Name							Total	Ind. Rank
16 ROU - Romania										
	420	RADEANU DPV	14.233	11.833	13.033	15.500	13.400	12.733	80.732	(11)
	421	NECSA L	11.200		11.391		12.333		34.924	
	422	POPA A	12.600	12.125	12.566	14.466	12.733	12.300	76.790	(35)
	423	BADILA E		10.733		13.491		10.408	34.632	
	424	SAVU A	12.933	10.466	11.700	12.166	12.500	11.466	71.231	(68)
		Total	39.766 (10)	<u>34.691</u> (23)	37.299 (19)	43.457 (14)	38.633 (17)	36.499 (16)	230.345	
17 TUR - Turkey										
	450	COLAK I	12.666	11.766	13.833	14.166	14.166	12.300	78.897	(24)
	451	ONDER A	13.800	12.866	11.533	14.833	12.900	11.800	77.732	(30)
	452	BAS A	12.533	9.233	12.533	14.133	12.700	11.733	72.865	(64)
	453	YILMAZ H	12.466	3.966					16.432	
	454	GUNDOGDU Y			11.133	13.516	11.866	11.433	47.948	
		Total	38.999 (17)	33.865 (25)	37.899 (14)	<u>43.132</u> (19)	39.766 (9)	35.833 (19)	229.494	
18 LTU - Lithuania										
	400	TVOROGAL R	12.966	13.600	13.733	14.800	12.433	12.533	80.065	(14)
	401	KUZMICKAS T	13.066	12.333	12.100	14.400	12.466	12.600	76.965	(34)
	402	LIASKINAS E	12.200	10.033	11.500	13.133	12.400	11.900	71.166	(70)
	403	CHANIN V	12.200	9.333	10.000	14.100	11.966	9.066	66.665	(81)
		Total	38.232 (23)	35.966 (16)	37.333 (18)	43.300 (17)	37.299 (27)	<u>37.033</u> (11)	229.163	
19 AUT - Austria										
	305	BRAITSCH F	12.100	11.033	10.700	14.133	13.066	12.033	73.065	(61)
	306	KATHAN D	12.833	13.016			13.200	10.400	49.449	
	307	KOPEINIK D	12.800	11.133	12.733	14.100			50.766	
	308	KRANZLMUELLER S	13.025	11.500	12.800	14.000	12.766	12.266	76.357	(38)
	309	MAIROSER J			11.933	13.708	13.100	11.400	50.141	
		Total	38.658 (19)	35.649 (19)	37.466 (15)	42.233 (25)	<u>39.366</u> (12)	35.699 (20)	229.071	
20 ARM - Armenia										
	300	PETROSYAN A	13.300	13.541	12.033	13.300	12.766	12.291	77.231	(33)
	301	MOVSISYAN A	13.366	11.333	11.533	14.133	12.466	11.966	74.797	(43)
	302	KHACHATRYAN V	10.600	12.600	12.691	13.933	13.000	12.366	75.190	(42)
		Total	<u>37.266</u> (29)	37.474 (12)	36.257 (26)	41.366 (26)	38.232 (22)	36.623 (15)	227.218	

TEAM RESULTS
JUNIORS TEAM COMPETITION AND QUALIFICATIONS FOR CII & CIII
WED 23 MAY 2012

Rank	Bib	NOC Name							Total	Ind. Rank
21		SWE - Sweden								
	445	SOOS C	12.633	10.700	12.200	14.433	12.500	11.366	73.832	(51)
	446	KIRMES KO	13.133	11.566	11.933	14.500	12.900	12.400	76.432	(37)
	447	GREEN C	11.166			14.100		11.366	36.632	
	448	CHENARAKI POOR A	12.666	11.733	7.066	13.533	12.833	9.800	67.631	(79)
	449	TRANE M		11.600	11.266		12.566		35.432	
		Total	38.432 (21)	34.899 (22)	35.399 (29)	43.033 (20)	<u>38.299</u> (20)	35.132 (24)	225.194	
22		ISR - Israel								
	390	ARNON T	12.766	12.100	12.433	14.300	13.166	13.066	77.831	(29)
	391	DOLGOPYAT A	12.000	10.233	12.000	13.400	12.166	10.733	70.532	(73)
	393	YANUKA M	13.325	10.766	11.566	14.333	11.933	9.300	71.223	(69)
	394	GLAZER E	12.600	13.066	11.091	13.758	12.600	9.866	72.981	(63)
		Total	38.691 (18)	<u>35.932</u> (17)	35.999 (27)	42.391 (23)	37.932 (24)	33.665 (27)	224.610	
23		GRE - Greece								
	370	TANTALIDIS V	12.433	12.933	11.566	13.566	11.591	12.600	74.689	(46)
	371	TANTALIDIS A	10.533	11.733			12.600	11.633	46.499	
	372	KRANITIS N		9.733	12.833	14.066			36.632	
	373	VOTSIS G	10.800		12.733	14.633	12.500	11.541	62.207	
	374	AL ZUBEYDI MM	11.900	10.700	12.766	12.933	12.900	12.000	73.199	(59)
		Total	35.133 (31)	35.366 (20)	<u>38.332</u> (11)	42.265 (24)	38.000 (23)	36.233 (17)	224.329	
24		SLO - Slovenia								
	430	PECAN M	11.833	10.900	11.166	13.633	12.550	10.033	70.115	(74)
	431	KISEK L		13.666					13.666	
	432	LAMPRET P	12.733	11.766	12.866	13.600	13.033	9.766	73.764	(53)
	433	SMIGOC M	12.500	11.166	12.100	12.700	12.466	11.866	72.798	(65)
	434	WEINGERL J	12.900		11.700	13.800	12.666	11.600	62.666	
		Total	38.133 (24)	<u>36.598</u> (14)	36.666 (23)	41.033 (29)	38.249 (21)	33.499 (28)	224.178	
25		DEN - Denmark								
	340	JOHANSEN M	12.100	11.800	11.633	14.133	12.300	11.433	73.399	(57)
	341	FRANDSEN M	13.366	11.733	12.100	15.100	12.800	11.100	76.199	(39)
	342	BUUS J				14.133	11.533	9.633	35.299	
	343	CHRISTIANSEN M	11.933	10.666	11.900				34.499	
	344	KJELDTSEN S	9.975	9.633	11.950	13.066	12.400	11.933	68.957	(77)
		Total	37.399 (28)	34.199 (24)	35.950 (28)	<u>43.366</u> (16)	37.500 (26)	34.466 (26)	222.880	

TEAM RESULTS JUNIORS TEAM COMPETITION AND QUALIFICATIONS FOR CII & CIII WED 23 MAY 2012

Rank	Bib	NOC Name							Total	Ind. Rank
26		CYP - Cyprus								
	330	SOLEAS C	12.733	9.900	10.200	14.400	13.100	10.700	71.033	(71)
	331	MELANARKITIS C	12.700	11.466	12.400	12.833	13.000	11.400	73.799	(52)
	332	KALLIS K	11.466	11.833	10.400	13.433	12.841	10.900	70.873	(72)
	333	KRASIAS M			13.733			13.200	26.933	
		Total	36.899 (30)	33.199 (28)	36.533 (25)	40.666 (30)	38.941 (15)	35.500 (22)	221.738	
27		CZE - Czech Republic								
	335	JANECZKO O	12.700	10.100	13.050	14.333	12.600	11.233	74.016	(49)
	336	RADOVESNICKY D	13.733		12.900	13.666		12.800	53.099	
	337	SMEKAL R	11.700	12.466	5.933	12.866	12.533	11.600	67.098	(80)
	338	SAMSA J	11.100	9.633	11.066	13.216	11.900	11.566	68.481	(78)
		Total	38.133 (24)	32.199 (29)	37.016 (21)	41.215 (28)	37.033 (29)	35.966 (18)	221.562	
28		NOR - Norway								
	410	KALVO OMD	13.033	7.800	10.900	14.500	12.233	11.291	69.757	(76)
	411	GIACHINO P	12.833	11.666	12.166	13.866	12.500	12.900	75.931	(40)
	412	UDBYE O	10.733	8.700	12.500	14.366	12.441	6.833	65.573	(82)
	413	BEDZETI-OLSEN A		8.033	12.433		11.466		31.932	
	414	LARSEN T	12.266			13.633		11.300	37.199	
		Total	38.132 (26)	28.399 (31)	37.099 (20)	42.732 (21)	37.174 (28)	35.491 (23)	219.027	
29		POR - Portugal								
	415	da COSTA ALMEIDA B	12.608	12.566	12.900	13.633	13.200	8.366	73.273	(58)
	416	da CRUZ LEMOS ARA.	12.566			12.766			25.332	
	417	MENDES BARBOSA T	13.200	11.566	11.300	13.500	12.750	7.700	70.016	(75)
	418	de ALMEIDA ROSA D.		9.466	12.366	12.966	11.800	12.200	58.798	
	419	TEIXEIRA de SA R	12.300	9.033			11.375		32.708	
		Total	38.374 (22)	33.598 (27)	36.566 (24)	40.099 (31)	37.750 (25)	28.266 (31)	214.653	
30		FIN - Finland								
	350	KANERVA O	12.700	11.175	11.466	14.333	12.600	12.166	74.440	(47)
	351	SAARENKETO H	12.466	9.300		15.333	11.666	10.433	59.198	
	352	SORAVUO E	12.933		6.533	14.566		9.766	43.798	
	353	JAKOVLEVA N	10.366	10.533	9.233	13.566	11.400	9.633	64.731	(85)
	354	SIIVONEN M		9.033	11.966		11.600		32.599	
		Total	38.099 (27)	31.008 (30)	32.665 (31)	44.232 (7)	35.866 (30)	32.365 (30)	214.235	

TEAM RESULTS
JUNIORS TEAM COMPETITION AND QUALIFICATIONS FOR CII & CIII
WED 23 MAY 2012

Rank	Bib	NOC Name							Total	Ind. Rank
31		IRL - Ireland								
	380	NEILL J	12.933	11.966	11.466	13.433	12.466	<i>10.766</i>	73.030	(62)
	381	FOX D	12.633	11.933	11.533	13.433	11.733	10.866	72.131	(67)
	382	PEARCE L		9.766	10.633		6.700	11.133	38.232	
	383	DALTON A	12.900	<i>0.000</i>	<i>0.000</i>	14.400	6.333	10.866	44.499	(87)
	384	LYNDON S	12.333			12.425			24.758	
		Total	38.466 (20)	<u>33.665</u> (26)	33.632 (30)	41.266 (27)	30.899 (32)	32.865 (29)	210.793	
32		ISL - Iceland								
	385	BALDURSSON E	12.200	7.733	10.333	13.166	10.900	10.466	64.798	(84)
	386	REINHARDSSON V	10.433	9.933	10.741	13.466	12.066	7.466	64.105	(86)
	387	SIGURDARSON SA	12.033	8.741	9.366	12.766	12.466	9.433	64.805	(83)
		Total	<u>34.666</u> (32)	26.407 (32)	30.440 (32)	39.398 (32)	35.432 (31)	27.365 (32)	193.708	

NOTES
Underlined totals indicate starting apparatus.
Italics indicate the low (discarded) score.

LEGEND

Ind. Individual Q Qualified for Team Final

Floor Pommel Horse Rings Vault Parallel Bars Horizontal Bar

Greece 1.00 points of deduction due to wrong order on Pommel Horse