







Berlin, 17. März 2007

## Ergebnisse / Results

## Mannschaft / Team

| Platz | Verein<br>Team             | Land |  |  |  |  |  |  | Gesamt<br>all<br>around |
|-------|----------------------------|------|---|---|---|---|---|---|-------------------------|
|       |                            |      | <u>Boden</u><br>Floor   | <u>Pferd</u><br>Pommel Horse  | <u>Ringe</u><br>Rings   | <u>Sprung</u><br>Vault  | <u>Barren</u><br>Parallel<br>Bars   | <u>Reck</u><br>Horizontal Bar   |                         |
| 1     | Japan                      | JPN  | 42,200  | 38,150  | 41,900  | 44,950  | 41,100  | 41,600  | 249,900                 |
| 2     | Frankreich I               | FRA  | 41,750  | 37,850  | 42,550  | 45,300  | 41,100  | 39,250  | 247,800                 |
| 3     | Schweiz                    | SUI  | 41,250  | 37,600  | 39,650  | 43,800  | 42,600  | 40,800  | 245,700                 |
| 4     | Spanien                    | ESP  | 43,350  | 37,350  | 42,200  | 45,650  | 38,450  | 37,750  | 244,750                 |
| 5     | Frankreich II              | FRA  | 41,350  | 37,400  | 37,900  | 43,900  | 41,200  | 41,100  | 242,850                 |
| 6     | Notts School of Gymnastics | GBR  | 41,800  | 34,250  | 38,400  | 42,800  | 41,550  | 39,650  | 238,450                 |
| 7     | Berlin                     | GER  | 40,100  | 38,000  | 38,800  | 39,400  | 41,400  | 40,150  | 237,850                 |
| 8     | Weißrussland               | BLR  | 41,750  | 38,350  | 38,500  | 42,400  | 41,550  | 35,150  | 237,700                 |
| 9     | Großbritannien             | GBR  | 39,900  | 37,650  | 39,600  | 42,950  | 38,450  | 38,700  | 237,250                 |
| 10    | Italien                    | ITA  | 41,500  | 36,350  | 38,400  | 42,900  | 38,300  | 39,650  | 237,100                 |
| 11    | KTV Chemnitz               | GER  | 40,900  | 39,500  | 39,950  | 41,950  | 38,300  | 35,900  | 236,500                 |
| 12    | Österreich I               | AUT  | 41,000  | 35,900  | 38,850  | 42,750  | 37,100  | 39,400  | 235,000                 |
| 13    | Deutschland Mix            | GER  | 39,350  | 38,900  | 38,050  | 42,450  | 40,850  | 34,850  | 234,450                 |
| 14    | Litauen                    | LTU  | 39,300  | 34,900  | 37,650  | 42,450  | 37,850  | 38,250  | 230,400                 |
| 15    | Niederlande                | NED  | 39,050  | 34,850  | 37,300  | 42,950  | 38,150  | 35,500  | 227,800                 |
| 16    | Australien                 | AUS  | 39,650  | 35,700  | 37,150  | 40,000  | 38,400  | 36,050  | 226,950                 |
| 17    | Belgien                    | BEL  | 37,700  | 37,500  | 35,850  | 43,100  | 38,750  | 33,150  | 226,050                 |
| 18    | Polen                      | POL  | 37,650  | 31,350  | 37,150  | 41,400  | 38,400  | 34,750  | 220,700                 |
| 19    | Pôle Espoir Avignon        | FRA  | 39,050  | 32,050  | 33,800  | 39,700  | 36,000  | 38,100  | 218,700                 |
| 20    | Helsinki I                 | FIN  | 38,800  | 34,150  | 30,750  | 43,300  | 35,500  | 35,650  | 218,150                 |
| 21    | NKL Liestal                | SUI  | 39,200  | 34,200  | 33,850  | 38,150  | 37,200  | 33,350  | 215,950                 |
| 22    | Österreich II              | AUT  | 37,300  | 23,800  | 33,700  | 39,900  | 34,950  | 29,450  | 199,100                 |
| 23    | Helsinki II                | FIN  | 36,350  | 24,700  | 25,950  | 42,100  | 35,000  | 32,450  | 196,550                 |
| 24    | Israel                     | ISR  | 34,500  | 24,350  | 30,000  | 41,650  | 32,550  | 30,600  | 193,650                 |
| 25    | Czechien                   | CZE  | 31,000  | 19,650  | 18,400  | 37,300  | 34,500  | 25,250  | 166,100                 |