













## INTERMEDIATE RESULTS Men's Juniors - Team Competition And Qualifications For Competitions 2 And 3 AFTER SUBDIVISION 2 OF 3

THU 15 APR 2004 - 14:30

Rank	NOC Bib Name							Total	Ind. Rank
<b>1</b>	<b>CRO - Croatia</b>								
231	UDE Filip	9.400	9.375	8.337	8.800	8.675	7.825	52.412	(2)
232	MARKOVIC Tomislav	8.962	8.237	8.100	8.950	7.075	8.437	49.761	(6)
233	BREZ Marko			8.087	8.912	8.175	8.150	33.324	(44)
234	SELIGMAN Robert	8.412	9.650					18.062	(66)
	<b>Total</b>	26.774 (1)	27.262 (1)	24.524 (1)	<u>26.662</u> (4)	23.925 (2)	24.412 (3)	<b>153.559</b>	
<b>2</b>	<b>ESP - Spain</b>								
251	GOMEZ Javier	8.525	8.112	8.187	8.812	8.900	8.962	51.498	(3)
252	GUILLEN Cristian	7.775	8.450	8.100	9.025	8.250	8.375	49.975	(5)
253	FERNANDEZ Javier		7.575				9.125	16.700	(70)
254	BLANCO Bruno	8.450		7.600	9.000	6.500		31.550	(49)
	<b>Total</b>	24.750 (10)	24.137 (3)	23.887 (5)	<u>26.837</u> (3)	23.650 (4)	26.462 (1)	<b>149.723</b>	
<b>3</b>	<b>NED - Netherlands</b>								
326	ZONDERLAND Epke	8.950	9.250	8.312	9.112	8.625	9.462	53.711	(1)
327	VAN ASSCHE Anthony	8.050	8.400	7.850		8.350	8.100	40.750	(35)
328	VAN MINDE Carlo	8.300			8.775		8.087	25.162	(54)
329	WAMMES Jeffrey		5.925	8.325	9.512	6.200		29.962	(50)
	<b>Total</b>	25.300 (4)	<u>23.575</u> (5)	24.487 (2)	27.399 (1)	23.175 (9)	25.649 (2)	<b>149.585</b>	
<b>4</b>	<b>SLO - Slovenia</b>								
361	LAMUT Andraz	8.275	7.675			8.350	7.550	31.850	(47)
362	GRGIC Robert	8.350			8.887			17.237	(67)
363	RUTAR Klemen		8.150	7.987	8.862	8.400	7.925	41.324	(34)
364	STRAUS Sebastian	8.450	7.875	7.962	8.862	8.550	7.475	49.174	(10)
365	BRITOVSEK Ziga			7.300				7.300	(84)
	<b>Total</b>	25.075 (5)	23.700 (4)	23.249 (8)	26.611 (5)	<u>25.300</u> (1)	22.950 (9)	<b>146.885</b>	
<b>5</b>	<b>POR - Portugal</b>								
341	ARAUJO Luis	8.075	8.112	8.150	9.225	7.450	7.475	48.487	(13)
342	JESUS Carlos	8.425	8.375	7.812	8.937	8.200	8.375	50.124	(4)
343	ALMEIDA Simao	8.425			8.687	8.050	7.450	32.612	(45)
344	NUNES Diogo		6.925	8.112				15.037	(75)
	<b>Total</b>	24.925 (6)	<u>23.412</u> (6)	24.074 (3)	26.849 (2)	23.700 (3)	23.300 (6)	<b>146.260</b>	

**INTERMEDIATE RESULTS**  
**Men's Juniors - Team Competition And Qualifications For Competitions 2 And 3**  
**AFTER SUBDIVISION 2 OF 3**







THU 15 APR 2004 - 14:30

Rank	NOC								Total	Ind.
Bib	Name									Rank
<b>6 BUL - Bulgaria</b>										
226	KOLEV Yordan	8.575	7.500	7.825	8.412	7.525	7.375		47.212	(17)
227	STANCHEV Svetlomir	8.250		7.550	8.750	8.575	6.700		39.825	(37)
228	DOBROVOLOV Nikolay	8.862		7.950					16.812	(69)
229	ILIEV Viktor		7.825		8.462	7.175			23.462	(57)
230	SOTIROV Vasil		8.025				8.125		16.150	(71)
<b>Total</b>		25.687 (2)	<u>23.350</u> (7)	23.325 (7)	25.624 (10)	23.275 (6)	22.200 (14)		<b>143.461</b>	
<b>7 ISR - Israel</b>										
296	ARONOVICH Felix	8.550	7.737	7.725	8.187	7.900	7.475		47.574	(16)
297	KINEV Sergey	7.800	6.900	7.075	8.512	7.850	7.100		45.237	(24)
298	ZOOR Assaf			8.875					8.875	(81)
299	SHATILOV Alexander	8.550	8.000		8.925	7.625	8.250		41.350	(33)
<b>Total</b>		24.900 (7)	22.637 (9)	<u>23.675</u> (6)	25.624 (10)	23.375 (5)	22.825 (10)		<b>143.036</b>	
<b>8 CZE - Czech Republic</b>										
241	PANSKY Jindrich	8.700			8.225				16.925	(68)
242	KOREC Jiri		6.150	5.725					11.875	(79)
243	KRATOCHVIL Rene	8.375	7.850	8.100	8.562	8.125	8.337		49.349	(8)
244	RAZIM Lukas	8.500	8.225	7.450	8.725	8.375	8.050		49.325	(9)
245	BERANEK Martin					6.700	7.875		14.575	(76)
<b>Total</b>		25.575 (3)	22.225 (11)	<u>21.275</u> (14)	25.512 (12)	23.200 (7)	24.262 (4)		<b>142.049</b>	
<b>9 LTU - Lithuania</b>										
311	IZMODENOV Evgenij	8.200	7.875	7.937	8.262	7.625	7.000		46.899	(18)
312	KARPOV Jurij	8.050	8.100	8.000		7.725			31.875	(46)
313	SEROVAS Tomas	8.025	7.150		8.425				23.600	(56)
314	MACAITIS Maths			8.112	7.950	7.400	8.187		31.649	(48)
315	LAURINAITIS Mantas						7.912		7.912	(83)
<b>Total</b>		24.275 (13)	23.125 (8)	24.049 (4)	24.637 (18)	<u>22.750</u> (10)	23.099 (8)		<b>141.935</b>	
<b>10 BEL - Belgium</b>										
216	MERCKX Hans	7.875	8.725	7.800	8.737	8.350	7.025		48.512	(12)
217	VAN DAMME Koen	8.337	8.025	8.087	8.787	8.025	7.600		48.861	(11)
218	JANSEN Tom	8.225		6.125	8.275				22.625	(60)
219	TRUYENS Donna-Donny		8.200			5.175	7.425		20.800	(63)
<b>Total</b>		24.437 (11)	24.950 (2)	<u>22.012</u> (10)	25.799 (8)	21.550 (15)	22.050 (15)		<b>140.798</b>	

Ljubljana, Slovenia SLO April 15-18, 2004







**INTERMEDIATE RESULTS**  
**Men's Juniors - Team Competition And Qualifications For Competitions 2 And 3**  
**AFTER SUBDIVISION 2 OF 3**

THU 15 APR 2004 - 14:30

Rank	NOC Bib Name							Total	Ind. Rank
<b>11</b>	<b>FIN - Finland</b>								
256	HINKKANEN Jussi	7.200	7.500	6.837	8.850	7.075	7.750	45.212	(25)
257	NIEMELA Timo	8.050	6.900	8.162	8.700	7.525	8.275	47.612	(15)
258	HOTANEN Aaron			7.000	8.812			15.812	(73)
259	MAATA Kalle		7.750			6.825		14.575	(77)
260	KOSKINEN Jouko	7.875					7.925	15.800	(74)
	<b>Total</b>	<u>23.125</u> (17)	22.150 (12)	21.999 (11)	26.362 (7)	21.425 (16)	23.950 (5)	<b>139.011</b>	
<b>12</b>	<b>LAT - Latvia</b>								
306	TREFLOVS Dmitri	8.400	8.850	7.237	8.150	8.100	7.425	48.162	(14)
307	ARSHUNS Vitali	7.900	5.300	7.737	8.712	6.525	8.200	44.374	(28)
308	NILOVS Maxims	8.475	6.625	7.500	8.287	7.950	7.475	46.312	(19)
	<b>Total</b>	24.775 (9)	<u>20.775</u> (14)	22.474 (9)	25.149 (15)	22.575 (11)	23.100 (7)	<b>138.848</b>	
<b>13</b>	<b>TUR - Turkey</b>								
381	CAKMAK Mehmet Vokan	8.050	7.225	8.225	8.300	6.825	7.250	45.875	(22)
382	YILMAZ Oguzhan	8.037	5.525				7.700	21.262	(62)
383	YILDIZ Anil			6.150	8.512	8.275		22.937	(59)
384	KADER Ekrem	8.050	6.500	6.925	8.475	8.100	7.500	45.550	(23)
	<b>Total</b>	24.137 (15)	19.250 (18)	21.300 (13)	<u>25.287</u> (14)	23.200 (7)	22.450 (11)	<b>135.624</b>	
<b>14</b>	<b>DEN - Denmark</b>								
246	WINDFELD HELLSTEN Alexander					6.775		6.775	(85)
247	JOHANSEN Thomas	8.050	5.000					13.050	(78)
248	LEE HANSEN Mathias			8.325	8.450	6.425		23.200	(58)
249	HELENIUS Morten	7.875	6.850	5.150	8.737	6.525	7.575	42.712	(31)
250	VAMMEN Helge	8.400	8.100	7.750	9.237	8.150	7.887	49.524	(7)
	<b>Total</b>	24.325 (12)	19.950 (16)	21.225 (15)	<u>26.424</u> (6)	21.100 (17)	22.237 (13)	<b>135.261</b>	
<b>15</b>	<b>AUT - Austria</b>								
211	BAUER Thomas	8.262	7.000	7.150	8.737	6.900	6.475	44.524	(27)
213	HOELLER Andreas				8.662			8.662	(82)
214	ROSSI Gabriel	8.175	7.600	6.000		7.150	7.975	36.900	(42)
215	WUESTNER Lukas	8.387	7.850	5.700	8.312	6.925	7.425	44.599	(26)
	<b>Total</b>	<u>24.824</u> (8)	22.450 (10)	18.850 (17)	25.711 (9)	20.975 (18)	21.875 (16)	<b>134.685</b>	

**INTERMEDIATE RESULTS**  
**Men's Juniors - Team Competition And Qualifications For Competitions 2 And 3**  
**AFTER SUBDIVISION 2 OF 3**

THU 15 APR 2004 - 14:30

Rank	NOC Bib Name							Total	Ind. Rank
<b>16</b>	<b>NOR - Norway</b>								
331	HANCHE OLSEN Joachim	8.225	7.625	7.112		7.750	6.475	37.187	(41)
332	DAHL HANSEN Runar	7.950	6.075	7.487	7.937	6.975	7.625	44.049	(29)
333	AANEBEN Haavard	7.987			8.125			16.112	(72)
334	THORESEN Henrik		6.475	7.237		7.500	6.000	27.212	(52)
335	SOEJBJERG Ole A				8.900			8.900	(80)
	<b>Total</b>	<u>24.162</u> (14)	20.175 (15)	21.836 (12)	24.962 (16)	22.225 (12)	20.100 (17)	<b>133.460</b>	
<b>17</b>	<b>SCG - Serbia and Montenegro</b>								
356	ANTIC Aca	8.050	6.250	7.900	8.812	7.925	7.250	46.187	(20)
357	ATANASOVSKI Zarko		6.775	5.837	8.287	7.300	8.100	36.299	(43)
358	MESTER Robert	7.400	6.650	5.662			7.025	26.737	(53)
359	POPOVIC Dusan	7.000			7.725	6.900		21.625	(61)
	<b>Total</b>	22.450 (18)	19.675 (17)	19.399 (16)	24.824 (17)	<u>22.125</u> (13)	22.375 (12)	<b>130.848</b>	
<b>18</b>	<b>ISL - Iceland</b>								
291	ASGEIRSSON Bjarki		7.500	5.500		7.100		20.100	(65)
292	KRISTMANSSON Robert	7.925	6.400	5.962				20.287	(64)
293	SIGURDSSON Gunnar	7.875			8.500	6.700	5.750	28.825	(51)
294	VALGEIRSSON Jonas	7.900		7.337	8.475	7.025	6.550	37.287	(40)
295	THOROLFSSON Anton Heidar		7.825		8.425		7.450	23.700	(55)
	<b>Total</b>	23.700 (16)	21.725 (13)	18.799 (18)	25.400 (13)	20.825 (19)	<u>19.750</u> (18)	<b>130.199</b>	
<b>19</b>	<b>ALB - Albania</b>								
201	MISHOVA Walter	7.875	7.300	3.900	8.050	7.850	5.350	40.325	(36)
202	TOSKA Klodian	7.150	5.425	5.925	7.875	7.125	4.800	38.300	(39)
203	HASA Alon	7.250	6.075	6.575	7.875	7.025	4.425	39.225	(38)
	<b>Total</b>	22.275 (19)	18.800 (19)	16.400 (19)	23.800 (19)	<u>22.000</u> (14)	14.575 (19)	<b>117.850</b>	

**Legend**

Ind. Individual

 Floor	 Pommel Horse	 Rings	 Vault	 Parallel Bars	 Horizontal Bar
--	--	---	---	--	--

**Note:**

Underlined totals indicate starting apparatus.  
*Italics* indicate the low (non-counting) score.