













**INTERMEDIATE RESULTS**  
**Men's Seniors - Team Competition And Qualifications For Competitions 2 And 3**  
**AFTER SUBDIVISION 1 OF 3**

FRI 16 APR 2004 - 10:30

Rank	NOC									Total	Ind. Rank			
Bib	Name													
<b>1 FIN - Finland</b>														
56	TANSKANEN Jani	8.900	9.487	8.300	8.762	8.475	9.612			53.536	(4)			
57	AALTO Sami	8.912	9.300	8.975	8.900	8.850	8.525			53.462	(5)			
58	KOIVUNEN Riku		9.387			8.125	8.662			26.174	(21)			
59	TORKKEL Olli			9.562						9.562	(36)			
60	MIKKONEN Petja	8.512			8.862					17.374	(29)			
<b>Total</b>		<b>26.324</b>	<b>(2)</b>	<b>28.174</b>	<b>(1)</b>	<b>26.837</b>	<b>(2)</b>	<b>26.524</b>	<b>(4)</b>	<b>25.450</b>	<b>(4)</b>	<b>26.799</b>	<b>(1)</b>	<b>160.108</b>
<b>2 GBR - Great Britain</b>														
66	GERRARD Darren	7.900	6.875	8.750	9.600	8.187	8.350			49.662	(12)			
67	BREWER Ross	8.862	9.350	8.987	8.975	9.025	8.912			54.111	(1)			
68	MASSAM David			9.462						9.462	(37)			
69	EATON David	8.025	9.387		8.775	8.612	9.387			44.186	(18)			
<b>Total</b>		<b>24.787</b>	<b>(5)</b>	<b>25.612</b>	<b>(3)</b>	<b>27.199</b>	<b>(1)</b>	<b>27.350</b>	<b>(1)</b>	<b>25.824</b>	<b>(3)</b>	<b>26.649</b>	<b>(2)</b>	<b>157.421</b>
<b>3 ISR - Israel</b>														
96	GOFMAN Pavel	9.137	8.400	9.375	8.550	8.987	9.300			53.749	(2)			
97	KAPLAN Erez		6.900			8.400				15.300	(32)			
98	KHAMUDIS Alexander	8.350	8.000	8.150	8.275	8.725	8.612			50.112	(11)			
99	SHAHAM Noam	8.375			8.875		7.650			24.900	(23)			
100	SHACHAR Tal			9.175						9.175	(38)			
<b>Total</b>		<b>25.862</b>	<b>(3)</b>	<b>23.300</b>	<b>(7)</b>	<b>26.700</b>	<b>(3)</b>	<b>25.700</b>	<b>(7)</b>	<b>26.112</b>	<b>(2)</b>	<b>25.562</b>	<b>(5)</b>	<b>153.236</b>
<b>4 DEN - Denmark</b>														
46	KRAEMMER Henrik		7.200			8.350	8.575			24.125	(26)			
47	NIELSEN Villekjaer	8.800	8.912	7.975	9.050	7.750	8.200			50.687	(8)			
48	HIRSCHORN David			9.125						9.125	(39)			
49	FARDAN Kasper	9.400			9.412					18.812	(27)			
50	BRANDTOFT Rasmus	8.137	8.012	8.212	8.875	8.137	8.900			50.273	(10)			
<b>Total</b>		<b>26.337</b>	<b>(1)</b>	<b>24.124</b>	<b>(5)</b>	<b>25.312</b>	<b>(4)</b>	<b>27.337</b>	<b>(2)</b>	<b>24.237</b>	<b>(7)</b>	<b>25.675</b>	<b>(4)</b>	<b>153.022</b>
<b>5 SLO - Slovenia</b>														
161	PEGAN Aljaz						9.725			9.725	(34)			
162	PETKOVSEK Mitja			8.325		9.787				18.112	(28)			
163	PULJIC Blaz	8.325	9.125	7.975	8.700	8.700	8.187			51.012	(7)			
164	DIMIC Alen	8.050	7.975	7.000	8.750	8.562	8.387			48.724	(17)			
165	BERTONCELJ Saso	7.950	8.862		8.100					24.912	(22)			
<b>Total</b>		<b>24.325</b>	<b>(7)</b>	<b>25.962</b>	<b>(2)</b>	<b>23.300</b>	<b>(8)</b>	<b>25.550</b>	<b>(8)</b>	<b>27.049</b>	<b>(1)</b>	<b>26.299</b>	<b>(3)</b>	<b>152.485</b>



**INTERMEDIATE RESULTS**  
**Men's Seniors - Team Competition And Qualifications For Competitions 2 And 3**  
**AFTER SUBDIVISION 1 OF 3**

FRI 16 APR 2004 - 10:30

Rank	NOC									Total	Ind.			
Bib	Name										Rank			
<b>6 NED - Netherlands</b>														
126	ZONDERLAND Herre	8.487	8.062	7.587	8.700	8.762	8.900			50.498	(9)			
127	HARDON Jeroen	8.250	7.825	7.562	9.150	8.150	8.312			49.249	(14)			
128	DE KONING Mattie	7.800			8.625	8.075				24.500	(25)			
129	ZONDERLAND Johan		7.537				7.875			15.412	(31)			
130	VAN GELDER Yuri			9.650						9.650	(35)			
<b>Total</b>		<u>24.537</u>	(6)	23.424	(6)	24.799	(6)	26.475	(5)	24.987	(5)	25.087	(6)	<b>149.309</b>
<b>7 TUR - Turkey</b>														
181	SAMILOGLU Umit	8.362	6.900	8.400	8.725	8.387	7.950			48.724	(16)			
182	COSKUN Bayram Haluk	8.500		8.612	9.275	8.400	8.275			43.062	(19)			
183	VENEDIK Kerem		8.300				7.725			16.025	(30)			
184	AKDOGAN Hakan	8.087	7.375	8.250	8.750	7.775				40.237	(20)			
<b>Total</b>		<u>24.949</u>	(4)	22.575	(8)	25.262	(5)	26.750	(3)	24.562	(6)	23.950	(8)	<b>148.048</b>
<b>8 NOR - Norway</b>														
131	JANSEN Espen	8.400	7.912	7.762	8.775	8.287	8.525			49.661	(13)			
132	JOERGENSEN Arve	7.825	8.225	8.150	8.675	8.025	8.150			49.050	(15)			
133	SOLEM Kristian		8.825			6.450				15.275	(33)			
134	SAMUELSEN Tore			7.775						7.775	(40)			
135	WIIK Christian	7.837			8.775		7.925			24.537	(24)			
<b>Total</b>		<u>24.062</u>	(8)	24.962	(4)	23.687	(7)	26.225	(6)	22.762	(8)	24.600	(7)	<b>146.298</b>

**Legend**

Ind. Individual

 Floor  Pommel Horse  Rings  Vault  Parallel Bars  Horizontal Bar

**Note:**

Underlined totals indicate starting apparatus.  
*Italics* indicate the low (non-counting) score.