













Berlin, 01. März 2008

Altersbereich / Age group**Ergebnisse / Results****Jahrgänge 90 / 91**
Year of birth 90 / 91

Platz	Start-Nr.	Name	Vorname	JG	Verein	Land							Gesamt all around
							Boden Floor	Pferd Pommel Horse	Ringe Rings	Sprung Vault	Barren Parallel Bars	Reck Horizon- tal Bar	
1	104	Bazan	Christian	1	Spanien	ESP	14,900	12,850	15,450	15,800	13,450	13,800	86,250
2	37	Fischer	Lucas	1	Schweiz	SUI	13,750	13,050	14,400	14,600	15,150	14,850	85,800
3	14	Sejima	Ryuzo	1	Japan	JPN	14,300	13,800	13,500	15,300	13,800	14,600	85,300
4	93	Simoes	Gustavo	1	Portugal	POR	13,250	14,000	15,500	15,000	13,900	13,350	85,000
5	13	Shiroma	Tosho	1	Japan	JPN	14,250	13,400	14,100	15,700	12,200	14,450	84,100
6	106	Sorrer	Philip	1	Berlin	GER	11,850	13,200	15,000	14,650	14,250	15,000	83,950
7	25	Prystauka	Alaksandr	1	Weißrussland	BLR	13,300	13,000	14,350	15,350	13,350	13,750	83,100
8	59	Krimmer	Sebastian	1	Deutschland Mix I	GER	13,150	13,150	13,350	14,750	14,300	14,150	82,850
9	42	Lopez	Ruben	1	Spanien	ESP	12,950	12,350	14,900	15,200	12,700	14,400	82,500
10	38	Stillhart	Mirco	1	Schweiz	SUI	13,650	13,000	14,000	15,050	13,550	12,850	82,100
11	64	Bykov	Ivan	1	KTV Chemnitz	GER	13,950	12,900	13,650	15,650	11,850	13,800	81,800
12	100	Guscinas	Rokas	1	Litauen	LTU	13,450	13,350	13,250	14,600	12,950	14,150	81,750
13	27	Bulauski	Pavel	1	Weißrussland	BLR	13,450	13,850	14,050	14,100	13,150	12,700	81,300
14	26	Bykau	Artsiom	1	Weißrussland	BLR	12,800	14,650	12,600	14,750	12,950	12,850	80,600
15	43	Bermejo	Eduardo	1	Spanien	ESP	13,000	13,750	12,900	14,650	12,450	13,750	80,500
16	117	Reginiak	Bartosz	1	Polen	POL	12,600	12,700	14,450	14,150	13,300	12,950	80,150
17	5	Gentges	Gilles	1	Belgien	BEL	13,100	12,600	13,350	14,600	12,950	13,500	80,100
18	7	Bourgois	Jeremy	1	Belgien	BEL	13,000	12,700	12,950	13,600	13,400	13,800	79,450
19	65	Rickards	Jack	1	Australien	AUS	13,000	14,700	14,100	14,100	12,250	10,950	79,100
19	12	Deurloo	Bart	1	Niederlande	NED	13,850	12,250	13,100	13,950	12,850	13,100	79,100
21	69	Rossi	Gabriel	1	Österreich I	AUT	13,000	12,750	13,700	14,900	12,450	12,200	79,000
22	86	Peter	Bastian	1	Pole France Lyon	FRA	11,500	13,050	13,500	13,750	12,300	14,600	78,700
23	6	Schroé	Kristof	1	Belgien	BEL	12,450	13,800	11,350	14,800	12,700	13,450	78,550
24	89	Desolati	Jakopo	1	Italien	ITA	13,300	12,900	13,350	13,500	13,300	11,900	78,250
25	70	Decker	Matthias	1	Österreich I	AUT	12,300	12,500	13,100	14,400	12,150	13,150	77,600
26	63	Lindner	Florian	1	KTV Chemnitz	GER	12,650	12,750	13,200	14,300	12,500	12,050	77,450







Berlin, 01. März 2008

Altersbereich / Age group**Ergebnisse / Results****Jahrgänge 90 / 91**
Year of birth 90 / 91

Platz	Start-Nr.	Name	Vorname	JG	Verein	Land							Gesamt all around
							Boden Floor	Pferd Pommel Horse	Ringe Rings	Sprung Vault	Barren Parallel Bars	Reck Horizon- tal Bar	
27	33	Lair	Aymric	1	Region PACA	FRA	12,800	12,100	13,550	14,700	11,750	12,500	77,400
28	72	Egermann	Julian	1	Österreich I	AUT	12,900	11,950	12,100	14,800	12,700	12,600	77,050
29	51	Alberhasky	Lance	1	Iowa	USA	12,650	12,550	12,750	14,350	11,900	12,600	76,800
29	109	Loran	Anderson	1	Kanada	CAN	14,100	12,750	12,500	14,050	11,650	11,750	76,800
31	60	Schaich	André	1	Deutschland Mix I	GER	13,400	11,100	13,450	13,950	12,550	12,200	76,650
31	95	Gomes	Pedro	1	Portugal	POR	12,850	13,000	12,550	13,650	12,500	12,100	76,650
33	9	Spoelstra	Gawein	1	Niederlande	NED	12,100	13,000	12,800	13,900	12,250	12,250	76,300
34	54	Toeback	Jonas	1	Vlaanderen	BEL	13,150	10,200	12,450	15,350	13,000	12,000	76,150
35	50	Hichwa	Paul	1	Iowa	USA	13,650	11,700	11,250	14,550	12,600	12,150	75,900
35	103	Burinskas	Julius	1	Litauen	LTU	12,850	12,000	12,950	13,500	12,200	12,400	75,900
37	102	Stoskus	Arnas	1	Litauen	LTU	12,350	11,350	13,150	13,500	12,850	12,250	75,450
38	21	Schreiber	Silvan	1	NKL Liestal	SUI	13,350	11,950	13,300	13,850	11,550	11,400	75,400
39	49	Foreman	Cameron	1	Iowa	USA	12,200	8,800	13,400	14,250	12,550	13,550	74,750
40	94	Romero	Diogo	1	Portugal	POR	12,450	11,700	11,650	13,700	12,300	12,250	74,050
41	74	Schwab	Matthias	1	Österreich II	AUT	13,000	11,200	10,950	13,450	12,550	12,700	73,850
42	99	Kohlhaas	Sam	1	Capital Gymnastics NTC of	USA	13,300	11,850	11,500	12,800	11,600	11,850	72,900
43	101	Prusinskas	Patrikas	1	Litauen	LTU	13,150	12,150	12,500	13,450	12,750	8,850	72,850
44	73	Dyrmishi	Xheni	1	Österreich II	AUT	12,650	10,900	12,800	12,600	12,050	11,350	72,350
45	20	De Vries	Boudewijn	1	O&O Zwijndrecht / TAG	NED	12,050	11,400	10,550	12,050	12,400	13,150	71,600
46	113	Gallay	Lucas	1	SC Cottbus	GER	12,550	10,450	11,750	13,650	11,950	11,050	71,400
47	29	Campergue	Benjamin	1	Pôle Espoir Avignon	FRA	12,250	11,400	12,350	12,900	11,100	10,600	70,600
48	39	Rossi	Kevin	1	Schweiz	SUI	14,200	12,600	13,250	15,000	13,150	0,000	68,200
49	90	Blanchi	Francesco	1	Italien	ITA	13,350	12,300	0,000	13,650	12,950	13,300	65,550
50	28	Haravets	Kiryl	1	Weißrussland	BLR	12,400	11,400	0,000	13,650	13,900	13,900	65,250
51	81	Stevanovic	Ziko	1	Slovenien	SLO	11,950	10,600	7,000	11,950	12,200	11,150	64,850
52	34	Mermet	Anthony	1	Region PACA	FRA	13,000	12,200	0,000	14,350	12,300	12,450	64,300

Berlin, 01. März 2008

Altersbereich / Age group**Ergebnisse / Results****Jahrgänge 90 / 91****Year of birth 90 / 91**

Platz	Start-Nr.	Name	Vorname	JG	Verein	Land							Gesamt all around
							Boden Floor	Pferd Pommel Horse	Ringe Rings	Sprung Vault	Barren Parallel Bars	Reck Horizon- tal Bar	
53	87	Lorentz	Mickael	1	Pole France Lyon	FRA	12,400	10,850	0,000	15,350	13,000	12,200	63,800
54	98	Friedel	Jay	1	Capital Gymnastics NTC of	USA	10,950	4,900	11,450	12,900	11,450	11,250	62,900
55	80	Pekkanen	Jarkko	1	Finland	FIN	12,150	12,450	11,400	13,650	11,850	0,000	61,500
56	77	Kanerva	Juho	1	Finland	FIN	13,050	11,600	0,000	13,700	11,100	11,250	60,700
57	57	Toba	Andreas	1	Deutschland Mix I	GER	13,750	12,800	14,100	15,650	0,000	0,000	56,300
58	97	Astrow	Jared	1	Capital Gymnastics NTC of	USA	11,450	10,300	10,500	12,000	6,350	4,400	55,000
59	40	Friedli	Philipp	1	Schweiz	SUI	0,000	13,850	13,200	0,000	12,950	13,500	53,500
60	71	Auer	Roland	1	Österreich I	AUT	0,000	12,300	13,900	0,000	13,300	13,750	53,250
61	58	Wittenberg-	Max	1	Deutschland Mix I	GER	0,000	13,050	0,000	0,000	13,100	13,950	40,100
62	78	Hartman	Samuel	1	Finland	FIN	11,950	10,750	0,000	12,700	0,000	0,000	35,400
63	53	Verbeke	Barend	1	Vlaanderen	BEL	12,750	0,000	0,000	14,150	0,000	0,000	26,900