

## Exercices individuels

## Individual exercises

Compétition I: Concours multiple par équipes





Competition I: All around team competition

Time: 19:39

Date: 08-11-2002

Page: 1

**CLASSEMENT APRES GROUPE C PARTIE 2**  
**PARTIAL RESULTS AFTER GROUP C PART 2**

Rang Rank	Num Num	Fédération Federation	Féd Fed					TOTAL
1.	14	<b>GREAT BRITAIN</b>	<b>GBR</b>	38.200	41.925	38.850	42.525	<b>161.500</b>
2.	3	<b>AZERBAIJAN</b>	<b>AZE</b>	38.700	38.575	39.450	39.050	<b>155.775</b>
3.	20	<b>LATVIA</b>	<b>LAT</b>	36.950	38.125	37.300	37.050	<b>149.425</b>
4.	23	<b>NETHERLANDS</b>	<b>NED</b>	35.350	33.850	36.600	37.800	<b>143.600</b>
5.	22	<b>MOLDOVA</b>	<b>MDA</b>	33.950	36.000	33.950	38.150	<b>142.050</b>
6.	4	<b>BELGIUM</b>	<b>BEL</b>	30.850	32.500	31.750	35.000	<b>130.100</b>
7.	7	<b>CROATIA</b>	<b>CRO</b>	29.875	34.950	30.975	33.700	<b>129.500</b>
8.	21	<b>LITHUANIA</b>	<b>LTU</b>	32.050	30.100	31.625	32.275	<b>126.050</b>
9.	24	<b>NORWAY</b>	<b>NOR</b>	29.750	32.250	31.775	31.125	<b>124.900</b>
10.	15	<b>GEORGIA</b>	<b>GEO</b>	19.175	19.825	20.550	20.650	<b>80.200</b>
11.	9	<b>CZECH REPUBLIC</b>	<b>CZE</b>	20.600	19.200	20.900	19.150	<b>79.850</b>
12.	12	<b>FINLAND</b>	<b>FIN</b>	19.250	19.800	19.800	20.050	<b>78.900</b>
13.	25	<b>POLAND</b>	<b>POL</b>	19.600	19.700	20.800	18.250	<b>78.350</b>
14.	2	<b>AUSTRIA</b>	<b>AUT</b>	19.400	19.250	19.450	19.150	<b>77.250</b>
15.	29	<b>SLOVENIA</b>	<b>SLO</b>	17.000	18.875	18.775	18.100	<b>72.750</b>
16.	11	<b>ESTONIA</b>	<b>EST</b>	17.325	19.600	17.050	18.500	<b>72.475</b>
17.	17	<b>HUNGARY</b>	<b>HUN</b>	15.800	20.550	15.700	19.300	<b>71.350</b>
18.	26	<b>PORTUGAL</b>	<b>POR</b>	17.075	17.250	17.700	19.000	<b>71.025</b>
19.	8	<b>CYPRUS</b>	<b>CYP</b>	17.500	17.050	17.050	17.650	<b>69.250</b>
20.	27	<b>ROMANIA</b>	<b>ROM</b>	16.200	16.225	14.700	16.250	<b>63.375</b>