

Exercices individuels

Individual exercises

Compétition I: Concours qualificatif individuel





Competition I: Individual qualifying competition

Time: 19:39

Date: 08-11-2002

Page: 1

CLASSEMENT APRES GROUPE C PARTIE 2
PARTIAL RESULTS AFTER GROUP C PART 2

Rang	Num	Nom Prénom	Féd					TOTAL 3	TOTAL
Rank	Num	Name Firstname	Fed						
1.	10	GIMATOVA Dinara	AZE	21.200	19.475	21.600	21.700	64.500	(83.975)
2.	65	McKIBBIN Hannan Rose	GBR	18.750	22.275	19.250	22.250	63.775	(82.525)
3.	66	JOSE Rebecca	GBR	19.450	19.650	19.600	20.275	59.525	(78.975)
4.	96	GUSARCHUK Olga	LAT	19.050	20.300	18.600	19.550	58.900	(77.500)
5.	107	TANURCOVA Anastasia	MDA		19.350	17.300	19.850	56.500	(56.500)
6.	111	VAN MONTFOORT Emmy	NED	17.100	17.850	19.550	18.750	56.150	(73.250)
7.	50	FILIPOVA Maria	EST	17.325	19.600		18.500	55.425	(55.425)
8.	110	POBOKOVA Anna	NED	18.250	16.000	17.050	19.050	54.350	(70.350)
9.	95	MOHAMEDA Magda	LAT	17.900		18.700	17.500	54.100	(54.100)
10.	105	GAVRILENCO Liubov	MDA	18.675		16.650	18.300	53.625	(53.625)
11.	160	TASYURAN Sukran	TUR	16.750	15.850	17.700	16.650	51.100	(66.950)
12.	31	FARKAS Valentina	CRO	16.150	17.650	16.175	16.650	50.475	(66.625)
13.	15	TANG QUYNH Geraldine	BEL	16.250	16.050	15.550	17.750	50.050	(65.600)
14.	16	DE BACKER Inge	BEL	14.600	16.450	16.200	17.250	49.900	(64.500)
15.	101	LAPICEKAJA Taisija	LTU	17.000	15.250	16.825	15.875	49.700	(64.950)
16.	155	FROEDEBERG Hannah	SWE	16.850	16.300	16.400	16.250	49.550	(65.800)
17.	30	HOHNJEC Stefany	CRO	13.725	17.300	14.800	17.050	49.150	(62.875)
18.	117	MUELLER Rikke	NOR	15.300	16.750	16.325	16.025	49.100	(64.400)
19.	130	GOGUT Andrea	ROM	16.200	16.225	14.700	16.250	48.675	(63.375)
20.	100	SAMAROKOVA Simona	LTU	15.050	14.850	14.800	16.400	46.300	(61.100)
21.	1	CORTESAO TRAVESSET Sofia	AND	13.775	13.300	13.150	16.050	43.125	(56.275)
22.	40	KOPACOVA Katerina	CZE	20.600		20.900		41.500	(41.500)
23.	70	BAKURADZE Ketevan	GEO		19.825		20.650	40.475	(40.475)
24.	56	AKKONEN Ksenija	FIN		19.800		20.050	39.850	(39.850)
24.	81	HARIS Brigitta	HUN		20.550		19.300	39.850	(39.850)
26.	71	KERESELIDZE Vanda	GEO	19.175		20.550		39.725	(39.725)
27.	120	MARKOWSKA Magdalena	POL	19.600	19.700			39.300	(39.300)
28.	55	SARESUIRTA Sanni	FIN	19.250		19.800		39.050	(39.050)
29.	5	WEBER Caroline	AUT	19.400		19.450		38.850	(38.850)
30.	6	OBERHOFER Hanna	AUT		19.250		19.150	38.400	(38.400)
31.	41	CERNA Karolina	CZE		19.200		19.150	38.350	(38.350)
32.	140	JEREMIC Dusica	SLO		18.875		18.100	36.975	(36.975)
33.	12	GORINA Dina	AZE	17.500	19.100			36.600	(36.600)
34.	145	ECUYER Joanie	SUI			17.725	18.150	35.875	(35.875)
35.	141	SINDIC Kaja	SLO	17.000		18.775		35.775	(35.775)
36.	150	BELUGINOVA Katarina	SVK	17.375	18.200			35.575	(35.575)
37.	11	YEGAY Valeria	AZE			17.850	17.350	35.200	(35.200)
38.	127	FERNANDES Filipa	POR	17.075		17.700		34.775	(34.775)





Exercices individuels

Individual exercises

Compétition I: Concours qualificatif individuel
Competition I: Individual qualifying competition

Time: 19:39
 Date: 08-11-2002
 Page: 2

CLASSEMENT APRES GROUPE C PARTIE 2
PARTIAL RESULTS AFTER GROUP C PART 2

Rang Rank	Num Num	Nom Prénom Name Firstname	Féd Fed					TOTAL 3	TOTAL
39.	36	ARISTOTELOUS Maria	CYP		17.050		17.650	34.700	(34.700)
40.	35	OLYMPIOU Rea	CYP	17.500		17.050		34.550	(34.550)
41.	106	NICOLAEVA Maria	MDA	15.275	16.650			31.925	(31.925)
42.	80	MESZAROS Zsofia	HUN	15.800		15.700		31.500	(31.500)
43.	116	MUNKVOLD Martine	NOR			15.450	15.100	30.550	(30.550)
44.	115	KROGSTAD Trine	NOR	14.450	15.500			29.950	(29.950)
45.	121	RYNKOWSKA Klaudia	POL			20.800		20.800	(20.800)
46.	126	LIMA Laura	POR				19.000	19.000	(19.000)
47.	122	GIENIECZKO Magdalena	POL				18.250	18.250	(18.250)
48.	97	VENDE Dace	LAT		17.825			17.825	(17.825)
49.	125	BORGES Catarina	POR		17.250			17.250	(17.250)
50.	51	KUDRJASHOVA Viktoria	EST			17.050		17.050	(17.050)