















## Team Results

Rank	Name	NOC Code													SJ Pen	Total					
			D E	Total Rk. Pen.	D E	Total Rk. Pen.	D E	Total Rk. Pen.	D E	Total Rk. Pen.	D E	Total Rk. Pen.	D E	Total Rk. Pen.							
<b>1</b>	<b>Great Britain</b>	GBR	<b>41.265</b>		<b>38.898</b>		<b>39.066</b>		<b>42.599</b>		<b>39.765</b>		<b>38.665</b>			<b>240.258</b>					
	CHOWDHURY Uzair						4.2	12.933	<b>14</b>			5.0	13.733	<b>1</b>	4.3	12.966	<b>11</b>	<b>39.632</b>			
	FAWZI-MCCAFFREY Zakaine		5.1	13.533	<b>8</b>	5.2	13.066	<b>16</b>		4.8	13.933	<b>17</b>						<b>40.532</b>			
	LANGTON Gabriel		8.433			4.2	12.566	<b>35</b>	4.2	13.200	<b>3</b>		4.7	13.066	<b>9</b>	4.4	12.633	<b>27</b>	<b>51.465</b>		
	MCPHILLIPS Evan		5.1	13.866	<b>3</b>				4.3	12.933	<b>16</b>	5.2	14.166	<b>7</b>				<b>40.965</b>			
	SCOTT Sol		8.766						8.633			9.066	0.100					<b>67.664</b>			
			5.1	13.866	<b>3</b>	4.7	13.266	<b>10</b>				5.2	14.500	<b>1</b>	4.6	12.966	<b>13</b>	4.3	13.066	<b>7</b>	
			8.766			8.566						9.300		8.366		8.766					
<b>2</b>	<b>Italy</b>	ITA	<b>41.500</b>		<b>39.333</b>		<b>39.233</b>		<b>42.199</b>		<b>38.799</b>		<b>39.166</b>			<b>240.230</b>					
	MAZZOLA Pietro								4.8	13.866	<b>19</b>	4.5	13.000	<b>11</b>				<b>26.866</b>			
	SPERANZA Simone		5.0	13.400	<b>14</b>				4.4	12.933	<b>17</b>	4.8	14.000	<b>13</b>				<b>40.333</b>			
	BERETTERA Manuel		8.500	0.100					8.533			9.200						<b>53.233</b>			
	BRUGNAMI Tommaso		5.0	13.900	<b>2</b>	4.6	13.200	<b>12</b>				4.2	12.833	<b>16</b>	4.6	13.300	<b>3</b>	<b>80.565</b>			
	VAZZOLA Diego		8.900			8.600						8.633		8.700				<b>39.233</b>			
			5.2	14.200	<b>1</b>	4.4	13.033	<b>17</b>	4.3	13.300	<b>1</b>	5.2	14.333	<b>4</b>	4.5	12.966	<b>12</b>	4.4	12.733	<b>14</b>	
			9.000			8.633			9.000			9.133		8.466		8.333					
						4.7	13.100	<b>14</b>	4.3	13.000	<b>10</b>				4.5	13.133	<b>5</b>				
						8.400			8.700					8.633							









## Team Results

Rank	Name	NOC Code													SJ Pen	Total					
			D	Total Rk.	E	Pen.	D	Total Rk.	E	Pen.	D	Total Rk.	E	Pen.			D	Total Rk.	E	Pen.	
3	<b>France</b>	FRA	<b>40.533</b>		<b>38.333</b>		<b>38.532</b>		<b>42.566</b>		<b>39.832</b>		<b>39.000</b>			<b>238.796</b>					
	BRECHE Elias		4.8	13.300	19		4.2	12.800	26	4.8	13.966	15		4.3	12.600	29	<b>52.666</b>				
			8.500				8.600			9.266	0.100			8.300							
	MANGALA-BIMA Karim					4.7	12.600	34	3.7	12.566	40	4.8	14.200	5			<b>39.366</b>				
						7.900				8.866				9.400							
	MANSARD Anthony		5.1	13.533	8	4.3	12.900	18	4.4	13.166	4	5.2	14.400	3	5.1	13.300	6	4.8	13.700	1	<b>80.999</b>
			8.433			8.600			8.766			9.200		8.200		8.900					
	MOULLEC Alan		5.0	13.700	6							4.6	13.166	8							<b>26.866</b>
			8.700									8.566									
	CAMILLERI Nathan					4.3	12.833	22				4.7	13.366	4	3.9	12.700	17				<b>38.899</b>
						8.533						8.666		8.800							
4	<b>Austria</b>	AUT	<b>39.499</b>		<b>38.999</b>		<b>38.766</b>		<b>41.933</b>		<b>38.300</b>		<b>38.066</b>			<b>235.563</b>					
	BALAZS Jeremy											3.7	12.600	29	3.7	12.600	28				<b>25.200</b>
												8.900		8.900							
	FRAISL Mateo					4.3	12.833	22		4.8	13.700	30									<b>26.533</b>
						8.533				9.000	0.100										
	LINDPOINTNER Vincent		4.6	12.833	42				4.4	13.133	5	5.2	14.200	6							<b>40.166</b>
			8.433	0.200					8.733			9.100	0.100								
	SCHWAIGER Alfred		4.6	13.133	28	5.3	13.600	6	4.1	12.900	18		4.3	12.700	25	4.4	13.033	9			<b>65.366</b>
			8.533			8.300			8.800				8.400		8.633						
	VETTER Gino		4.8	13.533	7	4.2	12.566	35	4.0	12.733	29	4.8	14.033	11	4.2	13.000	10	3.8	12.433	35	<b>78.298</b>
			8.733			8.366			8.733			9.233		8.800		8.633					









## Team Results

Rank	Name	NOC Code													SJ Pen	Total						
			D E	Total Rk. Pen.	D E	Total Rk. Pen.	D E	Total Rk. Pen.	D E	Total Rk. Pen.	D E	Total Rk. Pen.	D E	Total Rk. Pen.								
5	<b>Switzerland</b>	SUI	<b>39.732</b>		<b>36.865</b>		<b>38.166</b>		<b>41.532</b>		<b>38.166</b>		<b>38.532</b>			<b>232.993</b>						
	FAESSLER Janic						4.3	12.700	34	5.2	13.766	27	4.4	12.833	17	4.2	12.766	13		<b>52.065</b>		
	ERB Timon		4.6	13.166	25	4.3	12.566	37	3.9	12.800	24	4.8	14.066	9	3.7	12.733	22			<b>65.331</b>		
	KELLER Florian		8.566			8.266			8.900		9.266		9.033									
	OBERHOLZER Nico		4.3	13.166	24	3.9	12.166	55				3.8	12.600	30						<b>37.932</b>		
	RIESCO Carlo		8.866			8.266						8.800										
								4.0	12.666	35					4.4	13.100	6			<b>25.766</b>		
								8.666						8.700								
			4.9	13.400	15	3.9	12.133	57				4.8	13.700	31		3.9	12.666	21		<b>51.899</b>		
			8.500			8.233					8.900				8.766							
6	<b>Spain</b>	ESP	<b>39.198</b>		<b>37.433</b>		<b>38.633</b>		<b>41.166</b>		<b>37.666</b>		<b>37.966</b>			<b>232.062</b>						
	GIRALDEZ Alvaro		4.8	13.366	16	3.8	12.500	39	4.2	12.800	26	4.8	13.833	21	4.6	12.600	34	4.4	13.033	9		<b>78.132</b>
	KOVACS Sergio David		8.566			8.700			8.600		9.033		8.000		8.633							
	CABRERA Alejandro		5.1	13.366	17				4.6	13.300	2	4.8	14.000	13	4.5	12.600	33	4.1	13.033	8		<b>66.299</b>
			8.266						8.700		9.200		8.100		8.933							
	BARRIS Gabriel					4.1	12.500	40													<b>12.500</b>	
						8.400																
	DIAZ Orian								4.1	12.533	41	4.8	13.333	41		3.8	11.900	59			<b>37.766</b>	
									8.433		8.833	0.300			8.100							
			4.5	12.466	64	3.8	12.433	43							3.8	12.466	41				<b>37.365</b>	
			7.966			8.633								8.666								









## Team Results

Rank	Name	NOC Code													SJ Pen	Total
			D E	Total Rk. Pen.	D E	Total Rk. Pen.	D E	Total Rk. Pen.	D E	Total Rk. Pen.	D E	Total Rk. Pen.	D E	Total Rk. Pen.		
7	<b>Hungary</b>	HUN	<b>39.099</b>		<b>38.766</b>		<b>38.532</b>		<b>40.666</b>		<b>37.233</b>		<b>37.699</b>			<b>231.995</b>
	KIS Dominik		4.3 8.200	12.500 <b>62</b>	4.0 8.600	12.600 <b>33</b>	4.0 8.966	12.966 <b>11</b>				3.9 8.800	12.700 <b>17</b>			<b>50.766</b>
	BOGYO Daniel Tamas		4.7 8.766	13.466 <b>10</b>	4.7 8.666	13.366 <b>8</b>	4.1 8.766	12.866 <b>20</b>	4.0 9.333	13.333 <b>40</b>	3.5 9.000	12.500 <b>37</b>				<b>65.531</b>
	SAS Nandor		4.6 8.533	13.133 <b>28</b>	4.4 8.400	12.800 <b>29</b>			4.8 9.033	13.833 <b>21</b>						<b>39.766</b>
	HAMZA-VARGITY Bence						3.9 8.800	12.700 <b>31</b>	4.4 9.100	13.500 <b>37</b>	3.9 8.733	12.633 <b>28</b>	4.0 8.666	12.666 <b>23</b>		<b>51.499</b>
	KISS Zeteny										3.9 8.200	12.100 <b>59</b>	3.8 8.533	12.333 <b>42</b>		<b>24.433</b>
8	<b>Netherlands</b>	NED	<b>38.433</b>		<b>37.366</b>		<b>38.432</b>		<b>41.832</b>		<b>37.965</b>		<b>37.800</b>			<b>231.828</b>
	ENSER Aaron		4.9 8.200	13.100 <b>33</b>	3.8 8.433	12.233 <b>53</b>	4.3 8.233	12.533 <b>42</b>	5.2 8.966	14.066 <b>10</b>	4.3 8.266	12.566 <b>35</b>				<b>64.498</b>
	KESER Cas				4.1 8.200	12.300 <b>50</b>	4.2 8.733	12.933 <b>14</b>			4.6 8.333	12.933 <b>14</b>	4.3 8.400	12.700 <b>20</b>		<b>50.866</b>
	PATON Jayden															<b>0.000</b>
	ATHERTON Leon		4.6 8.500	13.100 <b>31</b>	4.4 8.433	12.833 <b>25</b>			4.8 8.866	13.666 <b>33</b>	4.3 8.166	12.466 <b>42</b>	4.4 8.200	12.600 <b>30</b>		<b>64.665</b>
	FAVERUS Elijah		4.5 7.733	12.233 <b>74</b>			4.4 8.566	12.966 <b>12</b>	5.2 9.000	14.100 <b>8</b>			4.0 8.500	12.500 <b>33</b>		<b>51.799</b>









## Team Results

Rank	Name	NOC Code													SJ Pen	Total					
			D	Total Rk.	D	Total Rk.	D	Total Rk.	D	Total Rk.	D	Total Rk.	D	Total Rk.							
			E	Pen.	E	Pen.	E	Pen.	E	Pen.	E	Pen.	E	Pen.							
9	<b>Germany</b>	GER	<b>38.699</b>		<b>38.899</b>		<b>38.032</b>		<b>41.365</b>		<b>37.699</b>		<b>36.832</b>			<b>231.526</b>					
	JAFFER Elias		4.7	12.400	<b>68</b>				5.2	14.466	<b>2</b>		3.8	12.066	<b>51</b>	<b>38.932</b>					
			8.000	0.300					9.266				8.266								
	EDER Jonas		4.5	13.433	<b>11</b>	4.7	13.333	<b>9</b>	4.0	12.233	<b>50</b>	4.8	13.666	<b>33</b>	5.0	13.333	<b>5</b>	<b>65.998</b>			
			8.933			8.633			8.233			8.866		8.333							
	LENHART Luis					4.2	12.800	<b>28</b>	4.1	12.733	<b>30</b>		4.2	12.700	<b>24</b>		<b>38.233</b>				
						8.600			8.633			8.500									
	OEZTUERK Mert		4.4	12.866	<b>40</b>				4.2	13.066	<b>6</b>	4.0	13.233	<b>43</b>	4.4	12.733	<b>14</b>	<b>51.898</b>			
			8.466						8.866			9.233		8.333							
	PROHOROV Nikita					4.3	12.766	<b>30</b>					4.1	11.666	<b>74</b>	3.9	12.033	<b>53</b>	<b>36.465</b>		
						8.466							7.566	8.133							
10	<b>Armenia</b>	ARM	<b>39.266</b>		<b>40.832</b>		<b>38.166</b>		<b>38.232</b>		<b>37.299</b>		<b>37.566</b>			<b>231.361</b>					
	GEVORGYAN Shekspir		3.9	12.766	<b>47</b>	3.9	12.166	<b>55</b>	4.1	12.700	<b>33</b>	3.2	11.966	<b>81</b>	4.0	12.233	<b>53</b>	4.3	12.800	<b>12</b>	<b>74.631</b>
			8.866			8.266			8.600			8.766		8.233		8.500					
	KHACHATRYAN Mamikon		4.2	13.200	<b>21</b>	5.5	14.233	<b>2</b>	4.1	12.866	<b>20</b>	4.0	13.166	<b>47</b>	4.1	12.333	<b>47</b>	3.4	12.333	<b>41</b>	<b>78.131</b>
			9.000			8.733			8.766			9.166		8.233		8.933					
	MANUKYAN Hamlet					5.5	14.433	<b>1</b>											<b>14.433</b>		
						8.933															
	GYULUMYAN Robert		4.6	13.300	<b>18</b>				4.1	12.600	<b>39</b>	4.0	13.100	<b>52</b>	4.1	12.733	<b>23</b>	3.8	12.433	<b>35</b>	<b>64.166</b>
			8.700						8.500			9.100		8.633		8.633					









## Team Results

Rank	Name	NOC Code													SJ Pen	Total
			D E	Total Rk. Pen.	D E	Total Rk. Pen.	D E	Total Rk. Pen.	D E	Total Rk. Pen.	D E	Total Rk. Pen.	D E	Total Rk. Pen.		
11	<b>Bulgaria</b>	BUL	<b>39.266</b>		<b>39.466</b>		<b>37.833</b>		<b>39.532</b>		<b>38.466</b>		<b>36.600</b>			<b>231.163</b>
	IVANOV David		4.6 8.800	13.400 13	5.7 8.433	14.133 3	4.5 8.533	13.033 8	4.0 9.033	12.933 60	5.2 8.333	13.533 3	3.4 8.700	12.100 48		<b>79.132</b>
	IVANOV Yoan				4.4 8.100	12.500 41	4.1 8.700	12.800 25	4.0 8.866	12.866 67	5.5 7.333	12.833 19	4.0 8.100	12.100 50		<b>63.099</b>
	MIKOV Nasko		4.8 8.233	13.033 35					4.8 8.933	13.733 29	3.3 8.800	12.100 58				<b>38.866</b>
	NAKOV Nikalas				4.3 8.533	12.833 22							3.5 8.900	12.400 37		<b>25.233</b>
	STOYANOV Georgi		4.5 8.333	12.833 43			4.0 8.000	12.000 59								<b>24.833</b>
12	<b>Ukraine</b>	UKR	<b>38.166</b>		<b>36.566</b>		<b>38.499</b>		<b>39.499</b>		<b>39.132</b>		<b>38.499</b>			<b>230.361</b>
	YEMELIANOV Yurii		4.6 8.100	12.700 52			3.8 8.666	12.466 43	4.0 9.200	13.200 44	4.5 7.833	12.333 48	4.4 8.133	12.533 32		<b>63.232</b>
	VLASENKO Vladyslav		4.1 8.500	12.600 58	3.8 8.166	11.966 67			4.0 9.133	13.133 51						<b>37.699</b>
	ZAVADA Ivan															<b>0.000</b>
	RUDYI Ivan		4.6 8.266	12.866 41	4.7 8.200	12.900 20	4.1 8.900	13.000 9	4.0 9.166	13.166 47	4.9 8.666	13.566 2	5.0 8.300	13.300 4		<b>78.798</b>
	SHVED Sviatoslav				4.6 7.100	11.700 72	4.2 8.833	13.033 7			5.0 8.233	13.233 7	4.7 7.966	12.666 26		<b>50.632</b>









## Team Results

Rank	Name	NOC Code													SJ Pen	Total				
			D	Total Rk.	E	Pen.	D	Total Rk.	E	Pen.	D	Total Rk.	E	Pen.			D	Total Rk.	E	Pen.
13	<b>Türkiye</b>	TUR	<b>39.332</b>		<b>37.633</b>		<b>37.732</b>		<b>40.866</b>		<b>37.765</b>		<b>34.866</b>			<b>228.194</b>				
	AVCI Alperen Ege		4.7	13.766	5	3.9	12.300	49	4.2	12.633	37	4.8	14.033	11		3.6	11.100	80		
			9.066			8.400			8.433			9.233				7.500				
	SEN Deniz		4.1	13.133	26	4.4	12.900	19				3.1	12.366	45	3.3	11.900	56			
			9.033			8.500						9.266			8.600					
	KARTIN Metehan							4.1	12.766	28	4.8	13.833	20	3.9	12.666	27				
								8.666			9.133	0.100	8.766							
	EREM Dogukan		4.1	12.433	65			3.6	12.333	46	4.0	13.000	57		3.5	11.866	60			
			8.333					8.733			9.000				8.366					
	ERTOZ Ege					3.6	12.433	42					3.4	12.733	21					
						8.833							9.333							
14	<b>Belgium</b>	BEL	<b>38.999</b>		<b>38.432</b>		<b>37.299</b>		<b>39.065</b>		<b>36.432</b>		<b>37.800</b>			<b>228.027</b>				
	TOURNICOURT Victor					4.8	12.833	27				3.9	12.333	46	3.5	12.200	46			
						8.033						8.433		8.700						
	VAN KAMPEN Fynn		4.5	13.133	27	4.2	12.366	47	4.3	12.866	22	4.0	13.066	54						
			8.633			8.166			8.566			9.066								
	SCHEPERS Kyano		4.7	13.066	34	4.7	13.233	11	4.1	12.200	51	4.0	12.933	61	4.7	12.033	62	4.6	13.500	2
			8.566	0.200		8.533			8.100			8.933		7.333		8.900				
	DESCAMPS Noam		4.6	12.800	45						4.0	13.066	54							
			8.200								9.066									
	NEYRINCK Bob							3.9	12.233	49				3.9	12.066	61	3.9	12.100	49	
								8.333					8.166		8.200					









## Team Results

Rank	Name	NOC Code													SJ Pen	Total	
			D E	Total Rk. Pen.	D E	Total Rk. Pen.	D E	Total Rk. Pen.	D E	Total Rk. Pen.	D E	Total Rk. Pen.	D E	Total Rk. Pen.			
15	<b>Israel</b>	ISR	<b>38.566</b>		<b>37.433</b>		<b>35.733</b>		<b>39.999</b>		<b>37.633</b>		<b>37.066</b>			<b>226.430</b>	
	BERKOVICH Noam		4.6 8.466	12.766 0.300	48 3.7	12.300 8.600	48 3.7	11.733 8.333	63 0.300	4.0 8.900	12.900 8.433	64 4.4	12.833 9.000	17 3.7	12.700 16		<b>75.232</b>
	HACOHEN Erez				3.8 8.633	12.433 8.400	43 3.3	11.700 8.400	66 9.233	4.4 8.400	13.633 8.400	35 3.9	12.300 4.5	49 12.566			<b>50.066</b>
	ORTAL Ron		4.2 8.500	12.700 8.500	50 8.400	3.9 8.400	12.300 8.400	47 8.400			3.6 8.900	12.500 8.900	38 8.066	4.5 12.566	31		<b>50.066</b>
	SLUTZKAI Noam		4.7 8.400	13.100 8.600	32 4.1	12.700 8.600	31			4.4 9.066	13.466 9.066	38					<b>39.266</b>
	BRONSHEIN Mike												3.4 8.400	11.800 65			<b>11.800</b>
16	<b>Norway</b>	NOR	<b>38.532</b>		<b>35.699</b>		<b>36.366</b>		<b>40.833</b>		<b>36.965</b>		<b>36.233</b>			<b>224.628</b>	
	LIESKE Philip				3.9 7.633	11.533 8.166	75 3.6	11.766 8.166	62 9.033	4.8 0.100	13.733 8.933	28 3.6	12.533 7.733	36			<b>49.565</b>
	MALTSEV Ivan		4.3 8.866	12.766 0.400	46 8.200	4.1 8.200	12.300 8.200	50		4.0 9.200	13.200 9.200	44		4.2 7.733	11.933 55		<b>50.199</b>
	RUGLAND Brian Dag		4.0 8.866	12.866 8.866	39								3.3 8.600	11.900 56			<b>24.766</b>
	BERNTSEN Kasper						3.6 8.300	11.900 8.300	61 9.200	4.8 0.100	13.900 8.666	18 3.3	11.966 8.500	64 3.9	12.400 38		<b>50.166</b>
	IFEANYI Joshua Uche		3.9 9.000	12.900 8.366	38 3.5	11.866 8.700	69 4.0	12.700 8.700	32			3.7 8.766	12.466 8.766	40			<b>49.932</b>











## Team Results

Rank	Name	NOC Code													SJ Pen	Total
			D E	Total Rk. Pen.	D E	Total Rk. Pen.	D E	Total Rk. Pen.	D E	Total Rk. Pen.	D E	Total Rk. Pen.	D E	Total Rk. Pen.		
17	<b>Czechia</b>	CZE	<b>38.533</b>		<b>36.966</b>		<b>34.766</b>		<b>40.432</b>		<b>36.266</b>		<b>36.532</b>			<b>223.495</b>
	DANEK Jonas		4.7 8.533	13.233 20	4.6 8.233	12.833 26	3.8 8.200	12.000 58	4.8 9.166	13.966 16	3.6 8.800	12.400 44	3.6 8.766	12.366 40		<b>76.798</b>
	KALINIC Tomas				3.7 8.333	12.033 65	3.9 8.200	12.100 54	4.0 9.100	13.100 52	3.6 8.900	12.500 38	3.9 8.766	12.666 21		<b>62.399</b>
	SOVA Martin				3.9 8.200	12.100 61					3.3 8.066	11.366 80				<b>23.466</b>
	HEJNAL Jan		4.1 8.600	12.700 49					4.4 8.966	13.366 39		3.5 8.300	11.500 71			<b>37.566</b>
	LUKES Jan		3.8 8.800	12.600 56			3.3 7.666	10.666 86	0.300							<b>23.266</b>
18	<b>Finland</b>	FIN	<b>37.632</b>		<b>34.732</b>		<b>35.199</b>		<b>37.732</b>		<b>35.966</b>		<b>34.399</b>			<b>215.660</b>
	KARPPINEN Iiro		4.2 8.466	12.666 54					4.4 7.633	11.733 83	3.1 8.733	11.833 66				<b>36.232</b>
	KOIVUNEN Aleks					3.4 8.500	11.600 68	4.0 9.166	13.166 47	3.2 8.933	12.133 57	3.3 8.600	11.900 56			<b>48.799</b>
	LEHTISALO Iiro		4.2 8.500	12.700 50	3.7 8.266	11.966 66	3.6 8.533	12.133 53	4.0 8.933	12.833 68						<b>49.632</b>
	NIKKOLA Niilo		3.9 8.666	12.266 70	3.9 8.066	11.966 68	3.6 7.866	11.466 75			3.2 8.800	12.000 63	2.5 8.566	11.066 81		<b>58.764</b>
	UUSITALO Kyosti				3.0 8.100	10.800 82						3.3 8.133	11.433 73			<b>22.233</b>









## Team Results

Rank	Name	NOC Code													SJ Pen	Total
			D E	Total Rk. Pen.	D E	Total Rk. Pen.	D E	Total Rk. Pen.	D E	Total Rk. Pen.	D E	Total Rk. Pen.	D E	Total Rk. Pen.		
19	<b>Greece</b>	GRE	<b>35.932</b>		<b>36.865</b>		<b>35.166</b>		<b>37.199</b>		<b>34.866</b>		<b>33.333</b>			<b>213.361</b>
	EMINIDIS Serafeim		4.2 8.133	12.333 69	4.6 8.533	13.133 13	3.8 8.233	12.033 56	4.0 8.900	12.500 75	3.7 7.866	11.566 77	3.9 7.800	11.700 69		<b>73.265</b>
	TSOULOS Nikolaos				4.7 8.366	13.066 15										<b>13.066</b>
	STOUPAKIS Emmanouil		4.0 7.366	11.366 91			3.6 8.133	11.733 64	4.8 8.933	13.633 36	3.8 8.000	11.800 67	3.5 7.600	11.100 79		<b>59.632</b>
	PROVIAS Vasileios						3.6 7.800	11.400 78			3.5 8.000	11.500 78	2.1 8.433	10.533 90		<b>33.433</b>
	TSOLAKIDIS Fotios		3.8 8.533	12.233 73	3.1 7.566	10.666 83			2.4 8.666	11.066 86						<b>33.965</b>
20	<b>Romania</b>	ROU	<b>36.533</b>		<b>31.266</b>		<b>34.099</b>		<b>39.666</b>		<b>36.699</b>		<b>34.699</b>			<b>212.962</b>
	PUICEA David		4.6 7.533	12.133 78	4.0 6.300	10.300 87	3.5 8.233	11.433 76	4.8 9.100	13.800 23	4.5 8.400	12.900 15	4.3 8.366	12.666 25		<b>73.232</b>
	TORCICA Sebastian		4.5 8.000	12.500 63	2.6 6.533	9.133 96	3.1 8.000	11.100 83	4.8 9.000	13.800 24	3.6 8.133	11.733 71	3.0 8.200	11.200 77		<b>69.466</b>
	IONESCU Alexandru		3.8 8.100	11.900 83	3.9 7.933	11.833 70	3.9 7.666	11.566 73	3.2 8.966	12.066 80	3.8 8.266	12.066 60	2.3 8.533	10.833 86		<b>70.264</b>











## Team Results

Rank	Name	NOC Code													SJ Pen	Total			
			D E	Total Rk. Pen.	D E	Total Rk. Pen.	D E	Total Rk. Pen.	D E	Total Rk. Pen.	D E	Total Rk. Pen.							
	<b>Lithuania</b>	LTU	<b>11.666</b>		<b>25.166</b>		<b>12.966</b>		<b>11.800</b>		<b>12.066</b>			<b>DNF</b>					
	PADEGIMAS Kristijonas				5.1	13.766	5									<b>13.766</b>			
	GRIKINIS Nedas				3.3	11.400	77	4.7	12.966	13			4.4	11.800	68	4.3	12.066	52	<b>48.232</b>
	KUNDRECKAS Alanas		3.1	11.666	89													<b>11.666</b>	
			8.866	0.300															
	<b>Croatia</b>	CRO	<b>39.233</b>		<b>11.600</b>						<b>12.166</b>			<b>DNF</b>					
	PAVIC Tomislav				3.9	11.600	74											<b>11.600</b>	
					7.700														
	UDOVICIC Branimir		4.2	13.000	36													<b>13.000</b>	
			8.800																
	PERESTEGI Filip		4.6	12.800	44													<b>12.800</b>	
			8.300	0.100															
	BARTOLEC Teo		4.8	13.433	12													<b>13.433</b>	
			8.733	0.100															
	NEVESCANIN Niko												3.3	12.166	47			<b>12.166</b>	
													8.866						



## Team Results

Rank	Name	NOC Code							SJ Pen	Total
			D Total Rk. E Pen.	D Total Rk. E Pen.	D Total Rk. E Pen.	D Total Rk. E Pen.	D Total Rk. E Pen.	D Total Rk. E Pen.		
	<b>Slovenia</b>	SLO	<b>24.233</b>	<b>12.266</b>				<b>24.966</b>		<b>DNF</b>
	KASTELIC Toni							3.9 12.300 <b>44</b> 8.400		<b>12.300</b>
	STERNAD HITER Timon			4.5 12.266 <b>52</b> 7.766						<b>12.266</b>
	KONDRIC Maj		4.5 11.700 <b>88</b> 7.500 0.300							<b>11.700</b>
	ZALAZNIK Anze		4.3 12.533 <b>61</b> 8.233							<b>12.533</b>
	PODOBNIK Jure							4.1 12.666 <b>24</b> 8.566		<b>12.666</b>

LEGEND	 Horizontal bar	 Parallel bars	 Vault	 Rings	 Pommel horse	 Floor exercise
	<b>E</b> Execution	<b>D</b> Difficulty	<b>Rk.</b> Ranking	<b>Pen</b> Penalty		