







All-Around Results - Top 24

Rank	Namee	NOC Code									Total			
			D E	Total Rk. Pen.	D E	Total Rk. Pen.	D E	Total Rk. Pen.	D E	Total Rk. Pen.				
1	ESPOSITO Manila	ITA	4.6 8.966	13.566 0.00	13 8.166	5.9 0.00	14.066 0.00	4 8.200	6.0 0.00	14.200 0.00	1 7.900	5.7 0.00	13.600 0.00	2 55.432
2	D'AMATO Alice	ITA	5.0 8.966	13.966 0.00	6 8.233	6.4 0.00	14.633 0.00	1 7.966	5.8 0.00	13.766 0.00	4 7.166	5.7 -0.40	12.466 -0.40	25 54.831
3	KINSELLA Alice	GBR	5.0 9.000	14.000 0.00	5 7.533	5.8 0.00	13.333 0.00	14 7.500	5.3 0.00	12.800 0.00	24 7.966	5.5 0.00	13.466 0.00	3 53.599
4	MANECA-VOINEA Sabrina	ROU	5.0 8.600	13.600 0.00	12 6.900	4.4 0.00	11.300 0.00	80 7.600	6.5 0.00	14.100 0.00	2 7.900	5.8 0.00	13.700 0.00	1 52.700
5	PETISCO Alba	ESP	4.6 8.800	13.400 0.00	19 7.700	5.3 0.00	13.000 0.00	27 7.533	5.6 0.00	13.133 0.00	9 7.766	5.4 0.00	13.166 0.00	7 52.699
6	FENTON Georgia-Mae	GBR	4.6 9.033	13.633 0.00	10 7.933	5.8 0.00	13.733 0.00	7 7.066	5.4 0.00	12.466 0.00	41 7.833	5.3 -0.30	12.833 -0.30	12 52.665
7	OSYSSEK-REIMER Morgane	FRA	4.4 8.766	13.166 0.00	30 7.800	5.2 0.00	13.000 0.00	25 7.466	5.5 -0.10	12.866 -0.10	17 7.900	5.6 -0.10	13.400 -0.10	4 52.432
8	COSMAN Lilia	ROU	4.6 8.800	13.400 0.00	19 7.600	5.5 0.00	13.100 0.00	18 7.466	5.8 0.00	13.266 0.00	6 7.500	5.1 0.00	12.600 0.00	21 52.366
9	SZEKELY Zoja	HUN	4.2 8.800	13.000 0.00	41 7.566	6.1 0.00	13.666 0.00	9 8.033	4.8 0.00	12.833 0.00	18 7.833	4.7 0.00	12.533 0.00	22 52.032
10	BRASSART Maellyse	BEL	4.2 9.000	13.100 -0.10	31 7.833	5.7 0.00	13.533 0.00	11 8.133	4.8 0.00	12.933 0.00	11 7.766	4.7 -0.10	12.366 -0.10	30 51.932
11	BOYER Marine	FRA	4.2 9.033	13.233 0.00	23 6.233	5.3 0.00	11.533 0.00	74 7.800	6.0 0.00	13.800 0.00	3 7.966	4.9 0.00	12.866 0.00	11 51.432



All-Around Results - Top 24

Rank	Namee	NOC Code	⌒		⌒		⌒		◊		Total	
			D E	Total Rk. Pen.	D E	Total Rk. Pen.	D E	Total Rk. Pen.	D E	Total Rk. Pen.		
12	WESTLUND Nathalie	SWE	4.2 8.766	12.866 -0.10	62 5.6	8.133 0.00	13.733 6	4.8 7.900	12.700 0.00	28 4.3	12.133 0.00	45 51.432
13	MARTINS Filipa	POR	4.2 8.733	12.933 0.00	54 5.4	8.300 0.00	13.700 8	4.8 7.600	12.400 0.00	42 4.6	12.333 0.00	31 51.366
14	SCHOENMAIER Karina	GER	4.2 9.033	13.233 0.00	23 5.2	7.800 0.00	13.000 25	5.1 7.266	12.366 0.00	46 5.0	12.766 0.00	14 51.365
15	MASOVA Vanesa	CZE	4.2 9.066	13.266 0.00	21 5.5	7.600 0.00	13.100 18	5.0 7.766	12.766 0.00	26 4.8	12.166 -0.30	43 51.298
16	PEREZ Ana	ESP	4.2 8.766	12.966 0.00	48 5.2	7.866 0.00	13.066 22	5.2 7.966	13.166 0.00	8 4.8	12.033 0.00	53 51.231
17	WILLIAMS Jennifer	SWE	4.2 9.033	13.233 0.00	23 5.2	8.100 0.00	13.300 16	5.5 7.033	12.533 0.00	36 4.5	11.933 -0.30	61 50.999
18	TANSKANEN Kaia	FIN	4.4 8.600	13.000 0.00	47 5.1	7.666 0.00	12.766 37	4.8 7.566	12.366 0.00	44 5.1	12.800 0.00	13 50.932
19	GEURTS Elisabeth	NED	5.0 8.766	13.466 -0.30	17 5.7	7.766 0.00	13.466 13	4.3 7.866	12.166 0.00	52 4.8	11.600 0.00	80 50.698
20	HUBAREVA Yelyzaveta	UKR	4.2 8.666	12.866 0.00	63 5.6	7.500 0.00	13.100 20	5.1 7.766	12.866 0.00	15 4.3	11.766 0.00	74 50.598
21	VAN POL Vera	NED	4.6 8.966	13.566 0.00	13 5.2	7.666 0.00	12.866 34	4.9 6.500	11.300 -0.10	92 4.9	12.633 0.00	19 50.365
22	PIHAN-KULESZA Marta	POL	3.8 8.733	12.533 0.00	80 5.2	7.566 0.00	12.766 38	5.3 7.566	12.866 0.00	16 4.7	12.200 0.00	38 50.365







All-Around Results - Top 24

Rank	Namee	NOC Code	Vault		Uneven bars		Balance beam		Floor exercise		Total			
			D E	Total Rk. Pen.	D E	Total Rk. Pen.	D E	Total Rk. Pen.	D E	Total Rk. Pen.				
23	MUELLER Janoah	GER	4.2 8.800	13.000 0.00	41	5.2 7.366	12.566 0.00	45	5.2 7.700	12.900 0.00	14	5.0 7.133	11.833 -0.30	50.299
24	KICKINGER Selina	AUT	4.2 8.966	13.166 0.00	29	4.9 7.666	12.566 0.00	44	5.0 6.966	11.966 0.00	62	4.9 7.700	12.600 0.00	50.298

NOTE Asterisk sign (*) informs that reference score applied.

LEGEND

 Floor exercise	 Balance beam	 Uneven bars	 Vault
E Execution	D Difficulty	Rk. Ranking	Pen Penalty