











Team Final Results

Rank	Name	NOC Code									SJ Pen	Total			
			D	Total Rk.	D	Total Rk.	D	Total Rk.	D	Total Rk.			E Pen.	E Pen.	
1	Italy	ITA	41.232		42.999		40.032		39.899			164.162			
	D'AMATO Alice		5.0	14.066	4	6.3	14.566	2	5.8	13.500	3		42.132		
	D'AMATO Asia												0.000		
	ESPOSITO Manila		4.6	13.600	11	5.9	14.133	4	5.7	13.966	1	5.7	13.800	1	55.499
	IORIO Elisa					6.2	14.300	3				5.0	12.566	16	26.866
	ANDREOLI Angela		4.6	13.566	13				5.6	12.566	12	5.6	13.533	4	39.665
			8.966						6.966			7.933			
2	Great Britain	GBR	41.832		42.165		37.966		40.199			162.162			
	MARTIN Abigail								5.8	13.166	9		13.166		
	KINSELLA Alice		5.0	14.100	3	6.0	13.766	8	5.5	13.233	5	5.6	13.633	2	54.732
	FENTON Georgia-Mae		4.6	13.666	9	5.8	13.766	7	4.8	11.900	19		39.332		
	DOWNIE Rebecca					6.6	14.633	1	4.8	12.833	10		27.466		
	EVANS Ruby		5.0	14.066	4							5.6	13.400	6	27.466
			9.066									7.800			







Team Final Results

Rank	Name	NOC Code									SJ Pen	Total			
			D	Total Rk.	D	Total Rk.	D	Total Rk.	D	Total Rk.			E	Pen.	E
3	France	FRA	42.032		38.599		38.899		39.266			158.796			
	OSYSSEK-REIMER Morgane				5.2	13.000	15	5.4	12.200	15	5.6	13.100	10	38.300	
	DEVILLARD Coline		5.4	14.433	1			5.5	12.966	8			27.399		
	CHARPY Lorette		9.033				7.466						12.433		
	BOYER Marine		4.2	13.233	15	5.4	13.166	12	6.0	13.733	2	4.8	12.733	13	52.865
	VAN EIJKEN Ming		9.033		7.766		7.733		7.933				27.799		
			5.4	14.366	2					5.4	13.433	5			
			8.966						8.033						
4	Romania	ROU	39.499		39.000		38.498		39.400			156.397			
	BARBOSU Ana		5.0	13.800	6	6.2	13.500	9	5.9	12.866	9	5.6	13.200	8	53.366
	COSMAN Lilia		8.800		7.300		6.966		7.700	0.100			25.266		
	GHIGOARTA Amalia		4.6	12.066	24	5.5	13.200	11					37.866		
	MANECA-VOINEA Sabrina		7.566	0.100	7.700		7.866		7.300				39.899		
	CEPLINSCHI Maria		5.0	13.633	10			5.5	12.666	11	5.9	13.600	3	0.000	
			8.733	0.100			7.166		7.800	0.100					







Team Final Results

Rank	Name	NOC Code									SJ Pen	Total			
			D	Total Rk.	D	Total Rk.	D	Total Rk.	D	Total Rk.			E	Pen.	E
5	Spain	ESP	39.966		38.932		37.999		37.065			153.962			
	CASABUENA Laura				5.0	12.766	20					12.766			
	MASFERRER Laia		4.6	13.600	11			5.1	11.633	22	4.8	12.466	17	37.699	
	PEREZ Ana				5.2	13.100	13	5.1	12.966	6	4.8	11.366	24	37.432	
	ESCUADERO Marina		4.2	12.900	21							12.900			
	PETISCO Alba		4.6	13.466	14	5.1	13.066	14	5.6	13.400	4	5.3	13.233	7	53.165
			8.866			7.966			7.800			7.933			
6	Germany	GER	40.000		39.799		36.799		36.332			152.930			
	SCHOENMAIER Karina		4.8	13.700	8	5.2	13.000	15			5.0	12.433	18	39.133	
	MUELLER Janoah							4.8	12.133	16	5.0	11.533	23	23.666	
	GOTTHARDT Marlene		4.6	13.100	19			4.9	12.533	13	5.0	12.366	19	37.999	
	KEVRIC Helen					6.2	13.966	5					13.966		
	STOEHR Silja		4.2	13.200	16	5.0	12.833	19	5.0	12.133	17			38.166	
			9.000			7.833			7.133						







Team Final Results


Rank	Name	NOC Code									SJ Pen	Total
			D E	Total Rk. Pen.	D E	Total Rk. Pen.	D E	Total Rk. Pen.	D E	Total Rk. Pen.		
7	Netherlands	NED	39.466		37.166		35.632		37.299			149.563
	VAN POL Vera		4.6 9.100	13.700 7	5.2 7.800	13.000 15	4.7 7.666	12.366 14	5.2 7.833	13.033 11		52.099
	GEURTS Elisabeth		3.6 8.966	12.566 22	5.0 6.433	11.433 24		4.0 7.666	11.666 22			35.665
	VOLLEMAN Tisha		4.2 9.000	13.200 16	5.2 7.533	12.733 21		5.0 7.600	12.600 14			38.533
	SLOOFF Floor						4.5 7.300	11.800 20				11.800
	WEVERS Lieke						4.8 6.666	11.466 23				11.466
8	Sweden	SWE	38.432		40.032		33.832		36.300			148.596
	WESTLUND Nathalie		4.2 8.733	12.933 20	5.6 8.233	13.833 6	4.5 5.733	10.233 24	4.2 7.500	11.700 21		48.699
	WILLIAMS Jennifer		4.2 8.966	13.166 18	5.2 7.666	12.866 18	4.9 7.033	11.933 18	4.9 7.900	12.800 12		50.765
	GRAVIN Elina		3.6 8.733	12.333 23			4.4 7.266	11.666 21				23.999
	PAULSSON Tonya				5.3 8.033	13.333 10						13.333
	STAAHL Maya							4.5 7.400	11.800 20	0.100		11.800




Team Final Results

Rank	Name	NOC Code					SJ Pen	Total
			D Total Rk. E Pen.	D Total Rk. E Pen.	D Total Rk. E Pen.	D Total Rk. E Pen.		

LEGEND

 Floor exercise

 Balance beam

 Uneven bars

 Vault

E Execution

D Difficulty

Rk. Ranking

Pen Penalty