









### Results

As of FRI 19 May 2017 at 21:06







Rank	NOC Name							Total
		Score D Total Score E Pen.	Score D Total Score E Pen.	Score D Total Score E Pen.	Score D Total Score E Pen.	Score D Total Score E Pen.	Score D Total Score E Pen.	
<b>1</b>	<b>RUS - Russia</b>	<b>36.225 (1)</b>	<b>37.600 (1)</b>			<b>17.000 (1)</b>		<b>90.825</b>
	Group					8.0 17.000 9.000 0.000		<b>17.000</b>
	AVERINA Arina		9.9 18.950 9.000 0.000					<b>18.950</b>
	AVERINA Dina	9.0 17.625 8.700 0.000						<b>17.625</b>
	SOLDATOVA Aleksandra	9.5 18.600 9.100 0.000	9.6 18.650 9.000 0.000					<b>37.250</b>
<b>2</b>	<b>BLR - Belarus</b>	<b>35.050 (2)</b>	<b>35.650 (2)</b>			<b>16.200 (3)</b>		<b>86.900</b>
	Group					8.0 16.200 8.200 0.000		<b>16.200</b>
	HALKINA Katsiaryna	9.1 17.800 8.700 0.000	8.4 17.250 8.850 0.000					<b>35.050</b>
	HARNASKO Alina	8.6 17.250 8.650 0.000	9.5 18.400 8.900 0.000					<b>35.650</b>
<b>3</b>	<b>ISR - Israel</b>	<b>34.700 (3)</b>	<b>33.650 (4)</b>			<b>16.350 (2)</b>		<b>84.700</b>
	Group					8.0 16.350 8.350 0.000		<b>16.350</b>
	ASHRAM Linoy	9.6 18.150 8.550 0.000	9.2 17.800 8.600 0.000					<b>35.950</b>
	VEINBERG FILANOVSKY Victoria	8.3 16.550 8.250 0.000	7.7 15.850 8.150 0.000					<b>32.400</b>
<b>4</b>	<b>BUL - Bulgaria</b>	<b>34.100 (4)</b>	<b>34.500 (3)</b>			<b>15.700 (6)</b>		<b>84.300</b>
	Group					7.8 15.700 7.900 0.000		<b>15.700</b>
	TASEVA Katrin	8.2 16.600 8.400 0.000	8.6 16.650 8.050 0.000					<b>33.250</b>
	VLADINOVA Neviana	8.9 17.500 8.600 0.000	8.9 17.850 8.950 0.000					<b>35.350</b>





### Results







As of FRI 19 May 2017 at 21:06

Rank	NOC Name							Total
		Score D Total Score E Pen.	Score D Total Score E Pen.	Score D Total Score E Pen.	Score D Total Score E Pen.	Score D Total Score E Pen.	Score D Total Score E Pen.	
<b>5</b>	<b>ITA - Italy</b>	<b>32.150 (6)</b>	<b>33.175 (5)</b>			<b>16.100 (4)</b>		<b>81.425</b>
	Group					8.0 16.100 8.100 0.000		<b>16.100</b>
	AGIURGIUCULESE Alexandra	8.0 16.200 8.200 0.000	8.4 17.225 8.750 0.000					<b>33.425</b>
	BALDASSARRI Milena		7.5 15.950 8.350 0.000					<b>15.950</b>
	RUSSO Alessia	8.0 15.950 7.950 0.000						<b>15.950</b>
<b>6</b>	<b>UKR - Ukraine</b>	<b>31.950 (7)</b>	<b>31.650 (6)</b>			<b>16.000 (5)</b>		<b>79.600</b>
	Group					8.0 16.000 8.000 0.000		<b>16.000</b>
	DIACHENKO Olena	8.5 15.650 7.450 0.300	7.8 15.000 7.800 0.600					<b>30.650</b>
	MAZUR Viktoriia	8.0 16.300 8.300 0.000	8.2 16.650 8.450 0.000					<b>32.950</b>
<b>7</b>	<b>AZE - Azerbaijan</b>	<b>32.850 (5)</b>	<b>31.450 (7)</b>			<b>15.150 (7)</b>		<b>79.450</b>
	Group					7.3 15.150 7.850 0.000		<b>15.150</b>
	DURUNDA Marina	8.1 16.750 8.650 0.000	7.7 15.900 8.200 0.000					<b>32.650</b>
	PIRIYEVA Zhala	7.7 16.100 8.400 0.000	7.5 15.550 8.050 0.000					<b>31.650</b>
<b>8</b>	<b>HUN - Hungary</b>	<b>30.750 (10)</b>	<b>30.700 (8)</b>			<b>14.150 (14)</b>		<b>75.600</b>
	Group					7.4 14.150 6.750 0.000		<b>14.150</b>
	KIS Alexandra	7.2 15.350 8.150 0.000	7.0 15.300 8.300 0.000					<b>30.650</b>
	PIGNICZKI Fanni		7.5 15.400 7.900 0.000					<b>15.400</b>
	VARAY Mira	7.3 15.400 8.100 0.000						<b>15.400</b>



### Results

As of FRI 19 May 2017 at 21:06







Rank	NOC Name													Total
		Score D Total	Score E Pen.	Score D Total	Score E Pen.	Score D Total	Score E Pen.	Score D Total	Score E Pen.	Score D Total	Score E Pen.	Score D Total	Score E Pen.	
<b>9</b>	<b>GRE - Greece</b>	<b>30.600 (11)</b>		<b>30.200 (9)</b>				<b>13.200 (20)</b>					<b>74.000</b>	
	Group							6.4 13.200				6.800 0.000	13.200	
	DERVISI Aikaterini	6.9 14.750	7.850 0.000	6.5 14.400	7.900 0.000								29.150	
	KELAIDITI Eleni	7.7 15.850	8.150 0.000	7.3 15.800	8.500 0.000								31.650	
<b>10</b>	<b>ESP - Spain</b>	<b>31.550 (8)</b>		<b>29.050 (12)</b>				<b>13.350 (18)</b>					<b>73.950</b>	
	Group							6.5 13.350				6.850 0.000	13.350	
	GARCIA Natalia	7.6 15.950	8.250 0.000	6.7 15.000	8.300 0.000								30.950	
	LLANA GARCIA Sara	8.1 15.600	7.500 0.000	6.1 14.050	7.950 0.000								29.650	
<b>11</b>	<b>EST - Estonia</b>	<b>29.850 (12)</b>		<b>28.800 (13)</b>				<b>14.900 (8)</b>					<b>73.550</b>	
	Group							8.0 14.900				6.900 0.000	14.900	
	BOGDANOVA Olga	8.0 15.600	7.600 0.000	7.2 14.900	7.700 0.000								30.500	
	BOGDANOVA Viktoria			6.8 13.900	7.100 0.000								13.900	
	KABRITS Laurabell	7.0 14.250	7.300 0.050										14.250	
<b>12</b>	<b>FIN - Finland</b>	<b>29.750 (13)</b>		<b>29.450 (11)</b>				<b>13.400 (17)</b>					<b>72.600</b>	
	Group							7.1 13.400				6.300 0.000	13.400	
	GERGALO Rebecca	7.5 14.900	7.450 0.050	7.2 14.950	7.750 0.000								29.850	
	TIKKANEN Jouki	6.6 14.850	8.250 0.000	6.3 14.500	8.200 0.000								29.350	





### Results







As of FRI 19 May 2017 at 21:06

Rank	NOC Name													Total
		Score D Total	Score E Pen.	Score D Total	Score E Pen.	Score D Total	Score E Pen.	Score D Total	Score E Pen.	Score D Total	Score E Pen.	Score D Total	Score E Pen.	
<b>13</b>	<b>GEO - Georgia</b>	<b>31.150 (9)</b>		<b>29.900 (10)</b>						<b>10.250 (23)</b>				<b>71.300</b>
	Group									5.2	10.250			<b>10.250</b>
	BOLATAEVA Natela	7.5	15.800	7.0	15.150									<b>30.950</b>
	SHELIA Viktoria	8.300	0.000	8.150	0.000									<b>30.100</b>
		7.7	15.350	6.7	14.750									
		7.650	0.000	8.050	0.000									
<b>14</b>	<b>POL - Poland</b>	<b>27.800 (14)</b>		<b>27.100 (17)</b>						<b>14.650 (10)</b>				<b>69.550</b>
	Group									8.0	14.650			<b>14.650</b>
	KOZIOL Natalia	6.7	14.500	6.8	14.200									<b>28.700</b>
	ROMANIUK Malgorzata	7.800	0.000	7.400	0.000									<b>26.200</b>
		6.7	13.300	6.1	12.900									
		6.600	0.000	6.800	0.000									
<b>15</b>	<b>LAT - Latvia</b>	<b>27.300 (15)</b>		<b>27.050 (18)</b>						<b>13.250 (19)</b>				<b>67.600</b>
	Group									7.6	13.250			<b>13.250</b>
	GAMALEJEVA Jelizaveta	6.8	14.200	6.8	14.500									<b>28.700</b>
	LEINA Arina	7.400	0.000	7.700	0.000									<b>25.650</b>
		5.8	13.100	5.6	12.550									
		7.300	0.000	6.950	0.000									
<b>16</b>	<b>TUR - Turkey</b>	<b>26.600 (18)</b>		<b>27.400 (15)</b>						<b>13.450 (16)</b>				<b>67.450</b>
	Group									6.6	13.450			<b>13.450</b>
	BEKTAS Selen	6.2	13.200	6.1	13.650									<b>26.850</b>
	CANKAYA Ecem	7.000	0.000	7.550	0.000									<b>13.750</b>
				6.4	13.750									
				7.350	0.000									
	KARAEVLI Basak Nida	5.8	13.400											<b>13.400</b>
		7.600	0.000											



### Results

As of FRI 19 May 2017 at 21:06

Rank	NOC Name							Total
		Score D Total Score E Pen.	Score D Total Score E Pen.	Score D Total Score E Pen.	Score D Total Score E Pen.	Score D Total Score E Pen.	Score D Total Score E Pen.	
<b>17</b>	<b>AUT - Austria</b>	<b>25.950 (21)</b>	<b>27.350 (16)</b>			<b>14.100 (15)</b>		<b>67.400</b>
	Group					7.3 14.100 6.800 0.000		<b>14.100</b>
	POTEMKINA Anastasia		5.5 11.750 6.250 0.000					<b>11.750</b>
	RUPRECHT Nicol	7.3 14.950 7.650 0.000	7.5 15.600 7.950 0.000					<b>30.550</b>
	WEINL Nicole	4.5 11.000 6.500 0.000						<b>11.000</b>
<b>18</b>	<b>LTU - Lithuania</b>	<b>26.950 (17)</b>	<b>24.050 (22)</b>			<b>14.700 (9)</b>		<b>65.700</b>
	Group					7.5 14.700 7.200 0.000		<b>14.700</b>
	MASIONYTE Neringa		4.9 11.900 7.000 0.000					<b>11.900</b>
	PRONCENKO Veronika	6.9 14.100 7.200 0.000	6.0 12.150 6.150 0.000					<b>26.250</b>
	ROSITSAN Elisabeth Vera	5.8 12.850 7.050 0.000						<b>12.850</b>
<b>19</b>	<b>SVK - Slovakia</b>	<b>22.450 (24)</b>	<b>27.850 (14)</b>			<b>14.200 (12)</b>		<b>64.500</b>
	Group					7.8 14.200 6.400 0.000		<b>14.200</b>
	KILIANOVA Xenia	5.2 12.150 6.950 0.000	6.8 14.100 7.300 0.000					<b>26.250</b>
	POLIAKOVA Nataliya		6.4 13.750 7.350 0.000					<b>13.750</b>
	RASKOVA Karolina	4.1 10.300 6.200 0.000						<b>10.300</b>
<b>20</b>	<b>GER - Germany</b>	<b>26.450 (19)</b>	<b>23.850 (23)</b>			<b>14.200 (12)</b>		<b>64.500</b>
	Group					7.6 14.200 6.600 0.000		<b>14.200</b>
	PESCHEL Noemi	5.6 12.300 6.700 0.000	5.4 12.150 6.750 0.000					<b>24.450</b>
	TKALTSCHEWITSCH Lea	6.4 14.150 7.750 0.000	5.1 11.700 6.900 0.300					<b>25.850</b>













### Results

As of FRI 19 May 2017 at 21:06

Rank	NOC Name													Total
		Score D	Total	Score D	Total	Score D	Total	Score D	Total	Score D	Total	Score D	Total	
<b>21</b>	<b>NOR - Norway</b>	<b>25.350</b>	<b>(22)</b>	<b>25.950</b>	<b>(20)</b>					<b>12.500</b>	<b>(22)</b>			<b>63.800</b>
	Group									6.3	12.500			12.500
	HOLTE Emilie	5.6	12.850	6.0	13.350									26.200
	SWENSEN Emilie Hvidsten	7.250	0.000	7.350	0.000									25.100
		5.4	12.500	5.6	12.600									
		7.100	0.000	7.000	0.000									
<b>22</b>	<b>CZE - Czech Republic</b>	<b>26.100</b>	<b>(20)</b>	<b>22.350</b>	<b>(24)</b>					<b>14.600</b>	<b>(11)</b>			<b>63.050</b>
	Group									7.9	14.600			14.600
	KHEILOVA Andrea			3.3	9.650									9.650
	NEMECKOVA Daniela	6.350	0.000											25.700
	STEPANKOVA Denisa	5.5	13.000	5.4	12.700									13.100
		7.500	0.000	7.300	0.000									
		5.8	13.100											
		7.300	0.000											
<b>23</b>	<b>SLO - Slovenia</b>	<b>24.050</b>	<b>(23)</b>	<b>26.000</b>	<b>(19)</b>					<b>12.800</b>	<b>(21)</b>			<b>62.850</b>
	Group									6.9	12.800			12.800
	JERMAN BUKAVEC Aja									5.900	0.000			22.750
	ZOREC Iza	4.9	10.700	5.3	12.050									27.300
		6.100	0.300	6.750	0.000									
		6.0	13.350	6.8	13.950									
		7.350	0.000	7.200	0.050									
<b>24</b>	<b>SRB - Serbia</b>	<b>27.050</b>	<b>(16)</b>	<b>25.050</b>	<b>(21)</b>					<b>8.450</b>	<b>(25)</b>			<b>60.550</b>
	Group									4.7	8.450			8.450
	GVOZDIC Nastasija									4.050	0.300			27.250
	OBRADOVIC Tamara	7.1	14.800	5.6	12.450									24.850
		7.700	0.000	6.850	0.000									
		5.2	12.250	5.9	12.600									
		7.050	0.000	6.700	0.000									



33RD EUROPEAN RHYTHMIC GYMNASTICS  
CHAMPIONSHIPS  
Teams



Results

As of FRI 19 May 2017 at 21:06

Rank	NOC Name							Total
		Score D Total Score E Pen.	Score D Total Score E Pen.	Score D Total Score E Pen.	Score D Total Score E Pen.	Score D Total Score E Pen.	Score D Total Score E Pen.	
25	AND - Andorra	21.550 (25)	18.850 (25)			10.200 (24)		50.600
	Group					5.4 10.200	4.550 0.000	10.200
	FLINCH Judith		3.6 9.850 6.250 0.000					9.850
	PEREIRA Jessica	4.1 10.450 6.350 0.000						10.450
	RAMOS Andrea	4.4 11.100 6.700 0.000	3.5 9.000 5.500 0.000					20.100

LEGEND

Hoop  
 Ball  
 Clubs  
 Ribbon  
 10 Clubs  
 D Difficulty  
 E Execution  
 Pen. Penalty

GRW400101\_73C 1.0

Report Created FRI 19 May 2017 21:06

Page 7 / 7