











Team Results - Intermediate

Rank	Name	NOC Code													Total
			D E	A Total	Pen. Rk.	D E	A Total	Pen. Rk.	D E	A Total	Pen. Rk.	D E	A Total	Pen. Rk.	
1	Bulgaria	BUL	72.500			63.550			67.800			65.300			269.150
	BULGARIA														0.000
	NIKOLOVA Stiliana		19.1	8.450		17.8	8.150					16.1	8.450		101.950
	KALEYN Boryana		8.400	35.950	3	7.550	33.500	7				7.950	32.500	6	
	KRASNOBAEVA Elvira		19.8	8.450	0.100	15.3	7.700	0.050	17.8	8.400					101.200
			8.400	36.550	1	7.100	30.050	26	8.400	34.600	1				
									17.7	8.000		16.1	8.450		66.000
									7.500	33.200	7	8.250	32.800	4	
2	Italy	ITA	68.400			67.750			66.450			64.750			267.350
	ITALY														0.000
	RAFFAELI Sofia		18.6	8.550		18.2	8.400	0.050	16.5	8.450		17.1	8.450		137.550
	BALDASSARRI Milena		8.450	35.600	4	8.400	34.950	1	8.250	33.200	6	8.250	33.800	1	
	DRAGAS Tara					16.5	8.300		17.0	8.200	0.050	15.6	7.700		97.000
						8.000	32.800	10	8.100	33.250	5	7.650	30.950	14	
			16.6	8.050											32.800
			8.150	32.800	15										







Team Results - Intermediate

Rank	Name	NOC Code													Total
			D E	A Total	Pen. Rk.	D E	A Total	Pen. Rk.	D E	A Total	Pen. Rk.	D E	A Total	Pen. Rk.	
3	Germany	GER	66.900			67.950			66.250			64.400			265.500
	GERMANY														0.000
	VARFOLOMEEV Darja					18.7	8.150		16.7	8.300		16.3	8.550		100.800
						7.850	34.700	2	7.900	32.900	10	8.350	33.200	3	
	KOLOSOV Margarita		17.2	8.100		16.9	8.200		16.9	8.200					100.100
			8.200	33.500	10	8.150	33.250	9	8.250	33.350	4				
	SIMAKOVA Anastasia		17.4	8.150	0.350							15.4	8.050		64.600
			8.200	33.400	12							7.750	31.200	12	
4	Israel	ISR	70.650			66.200			63.500			64.100			264.450
	ISRAEL														0.000
	ATAMANOV Daria		19.3	8.600		15.9	8.300	0.050	15.2	8.000		16.0	8.450		130.650
			8.450	36.350	2	7.800	31.950	15	6.500	29.700	29	8.200	32.650	5	
	MUNITS Daniela		17.9	8.200		18.1	8.200		17.4	8.250		15.7	8.150		133.800
			8.200	34.300	5	7.950	34.250	3	8.150	33.800	3	7.600	31.450	10	







Team Results - Intermediate

Rank	Name	NOC Code													Total
			D E	A Total	Pen. Rk.	D E	A Total	Pen. Rk.	D E	A Total	Pen. Rk.	D E	A Total	Pen. Rk.	
5	Hungary	HUN	65.650			65.400			63.100			63.100			257.250
	HUNGARY														0.000
	WIESNER Hanna Panna		16.1	8.050		16.3	7.900		14.9	7.850		15.3	8.000		125.350
	PIGNICZKI Fanni		7.850	32.000	19	7.850	32.050	14	7.450	30.200	23	7.800	31.100	13	131.900
			17.5	8.400	0.050	17.3	8.100	0.050	17.1	8.150	0.050	16.1	8.250		131.900
			7.800	33.650	9	8.000	33.350	8	7.700	32.900	11	7.650	32.000	8	
6	Spain	ESP	67.200			64.600			61.100			62.950			255.850
	SPAIN														0.000
	BAUTISTA Alba		18.0	8.050		17.9	8.150		15.4	7.700		16.2	8.050		130.450
	Berezina Polina		8.000	34.050	7	8.000	34.050	4	6.950	30.050	25	8.050	32.300	7	125.400
			17.2	7.950		14.8	8.000	0.050	15.2	8.000		15.8	7.850	0.900	125.400
			8.000	33.150	13	7.800	30.550	20	7.850	31.050	16	7.900	30.650	17	
7	Poland	POL	65.350			62.550			62.200			62.200			252.300
	POLAND														0.000
	HEICHEL Emilia		17.0	7.700		15.3	7.500		14.2	7.600		14.9	7.850		122.000
	Lewinska Liliana		7.800	32.500	16	7.350	30.150	25	7.300	29.100	35	7.500	30.250	18	130.300
			17.0	7.650		17.2	7.600		16.9	8.050	0.050	15.9	8.150		130.300
			8.200	32.850	14	7.600	32.400	13	8.200	33.100	8	7.900	31.950	9	







Team Results - Intermediate

Rank	Name	NOC Code													Total
			D E	A Total	Pen. Rk.	D E	A Total	Pen. Rk.	D E	A Total	Pen. Rk.	D E	A Total	Pen. Rk.	
8	Ukraine	UKR	67.750			62.000			58.600			62.300			250.650
	UKRAINE														0.000
	ONOPRIIENKO Viktoriia		16.9 8.100	8.450 33.450		14.4 6.500	7.650 28.250	0.300 44	13.9 7.000	7.850 28.750		14.8 7.000	7.750 28.950	0.600 23	119.400
	ONOFRIICHUK Taisiia		17.9 8.100	8.300 34.300		17.8 8.000	7.950 33.750		15.3 6.850	7.700 29.850		17.0 8.100	8.250 33.350		131.250
9	Azerbaijan	AZE	62.750			63.400			61.400			54.000			241.550
	AZERBAIJAN														0.000
	AGHAMIROVA Zohra		17.1 7.300	7.900 32.300	17	16.4 8.000	8.000 32.400	12	15.3 7.700	8.000 31.000	17	12.3 6.250	6.700 24.650	0.600 58	120.350
	SEYIDZADE Kamilla		14.9 7.650	7.900 30.450	29				14.5 8.000	7.900 30.400	21	13.8 7.650	7.900 29.350		90.200
	ZEYNALOVA Ilona					15.2 7.950	7.850 31.000	18							31.000







Team Results - Intermediate

Rank	Name	NOC Code													Total
			D E	A Total	Pen. Rk.	D E	A Total	Pen. Rk.	D E	A Total	Pen. Rk.	D E	A Total	Pen. Rk.	
10	France	FRA	60.900			58.450			60.200			59.100			238.650
	FRANCE														0.000
	KARBANOV Helene		15.3	7.300		15.9	7.550		14.5	7.700		16.3	7.700		120.250
	MILLET Maelle		6.250	28.850	44	7.050	30.500	21	7.400	29.600	31	7.300	31.300	11	118.400
			16.7	7.850		14.6	7.350	0.600	15.3	7.850		14.5	7.050		
			7.500	32.050	18	6.600	27.950	47	7.450	30.600	19	6.250	27.800	30	
11	Romania	ROU	61.050			59.800			61.800			54.950			237.600
	ROMANIA														0.000
	DRAGAN Annaliese		15.4	7.950	0.100	14.8	7.550	0.100	15.9	7.950		11.5	7.300		118.250
			8.000	31.250	23	7.300	29.550	30	8.100	31.950	12	6.700	25.500	50	
	DRAGAN Christina		14.5	7.900	0.050	15.5	7.700	0.100	14.7	7.750	0.300				89.900
			7.450	29.800	34	7.150	30.250	24	7.700	29.850	27				
	VERDES Andreea											14.3	7.650		29.450
												7.500	29.450	20	







Team Results - Intermediate

Rank	Name	NOC Code													Total
			D E	A Total	Pen. Rk.	D E	A Total	Pen. Rk.	D E	A Total	Pen. Rk.	D E	A Total	Pen. Rk.	
12	Türkiye	TUR	61.150			61.550			60.250			53.300			236.250
	TÜRKİYE														0.000
	KILIC Defne Eylul		15.0	7.500		15.0	7.450		13.9	7.550		11.4	6.850		114.550
	EMIR Hatice Gokce		7.700	30.200	31	7.450	29.900	27	7.750	29.200	33	7.000	25.250	54	121.700
			15.3	7.850		16.1	7.750		15.4	7.750	0.050	13.6	7.550		121.700
			7.800	30.950	26	7.800	31.650	16	7.950	31.050	15	6.900	28.050	29	
13	Finland	FIN	60.850			61.200			60.650			52.350			235.050
	FINLAND														0.000
	PIIROINEN Emmi		14.9	7.300		16.0	7.650	0.100	15.8	7.500		13.9	6.950		119.000
	ROGOZHINA Anastasia		7.150	29.350	39	7.300	30.850	19	7.800	31.100	14	6.850	27.700	31	116.050
			16.3	7.500		15.5	7.350	0.050	14.8	7.250	0.050	11.7	7.150	0.600	116.050
			7.700	31.500	22	7.550	30.350	23	7.550	29.550	32	6.400	24.650	57	
14	Georgia	GEO	60.850			56.450			53.750			56.500			227.550
	GEORGIA														0.000
	KHUTSISHVILI Anna		15.2	7.800	0.100	14.4	7.600	0.050	13.0	7.450		12.4	7.550		115.100
	KAJAIA Mariami		7.800	30.700	27	7.450	29.400	34	7.100	27.550	44	7.500	27.450	33	112.450
			15.0	7.550		13.3	7.200	0.200	12.2	7.350	0.050	13.9	7.650		112.450
			7.600	30.150	32	6.750	27.050	53	6.700	26.200	61	7.500	29.050	22	







Team Results - Intermediate

Rank	Name	NOC Code													Total
			D E	A Total	Pen. Rk.	D E	A Total	Pen. Rk.	D E	A Total	Pen. Rk.	D E	A Total	Pen. Rk.	
15	Norway	NOR	58.600			57.400			56.600			54.350			226.950
	NORWAY														0.000
	RICHTER Mathilde Ekrem		14.5	7.200		13.9	7.100		13.2	6.900		13.2	7.400		110.900
	JUUL MOELLER Josephine		7.000	28.700	47	7.300	28.300	43	6.550	26.650	55	6.650	27.250	36	116.050
			15.1	7.450		14.4	7.550		14.9	7.450		13.8	7.500	0.600	116.050
			7.350	29.900	33	7.150	29.100	37	7.600	29.950	26	6.400	27.100	38	
16	Great Britain	GBR	59.150			55.300			55.000			55.600			225.050
	GREAT BRITAIN														0.000
	CHRISTIE Louise		13.6	7.300					11.3	7.200	0.050				53.050
			7.200	28.100	56				6.500	24.950	70				
	POPOVA Elizabeth					11.9	7.200					12.6	7.550		53.000
						6.800	25.900	64				6.950	27.100	37	
	EKIMOVA Marfa		15.6	7.800	0.100	14.2	7.600		14.9	7.550		13.6	7.500		119.000
			7.750	31.050	25	7.600	29.400	33	7.600	30.050	24	7.400	28.500	27	







Team Results - Intermediate

Rank	Name	NOC Code													Total		
			D	A	Pen.	D	A	Pen.	D	A	Pen.	D	A	Pen.			
			E	Total	Rk.	E	Total	Rk.	E	Total	Rk.	E	Total	Rk.			
17	Greece	GRE	59.850			55.650			56.850			51.450			223.800		
	GREECE		0.000														
	LYTRA Panagiota		16.7	7.500		14.0	6.800		16.2	7.900		13.8	7.000				
			7.400	31.600	21	6.200	27.000	54	7.550	31.650	13	6.300	27.100	39	117.350		
	SYGKOUNA Ourania		12.8	7.600		13.6	7.500		11.6	7.400		10.8	7.250	0.300			
			7.850	28.250	54	7.550	28.650	41	6.200	25.200	67	6.600	24.350	61	106.450		
18	Portugal	POR	55.450			54.650			58.250			52.000			220.350		
	PORTUGAL		0.000														
	ARAUJO Rita		14.1	7.400		13.0	7.350		13.6	7.450		12.3	7.300				
			7.250	28.750	45	7.200	27.550	49	7.000	28.050	42	6.750	26.350	44	110.700		
	PINHEIRO Joana		12.9	7.250	0.300	13.3	7.100	0.050	14.9	7.650	0.050	11.3	7.250				
			6.850	26.700	66	6.750	27.100	52	7.700	30.200	22	7.100	25.650	49	109.650		
19	Serbia	SRB	55.000			54.550			53.100			51.450			214.100		
	SERBIA		0.000														
	LEKOVIC Nikolina		14.3	7.250		13.4	7.200		12.7	7.100		11.9	7.050				
			7.150	28.700	46	7.150	27.750	48	7.500	27.300	47	7.150	26.100	45	109.850		
	TOSIC Masa		12.9	6.950	0.300	13.1	6.800		11.8	7.100		12.0	6.550				
			6.750	26.300	68	6.900	26.800	57	6.900	25.800	63	6.800	25.350	52	104.250		



Team Results - Intermediate

Rank	Name	NOC Code													Total
			D E	A Total	Pen. Rk.	D E	A Total	Pen. Rk.	D E	A Total	Pen. Rk.	D E	A Total	Pen. Rk.	

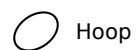
LEGEND

E Execution

D Difficulty

Rk. Ranking

Pen Penalty



Hoop



Ball



Clubs



Ribbon