

Fédération Française
de Gymnastique

QUALIFICATIONS EUROPEAN CHAMPIONSHIPS
EC TRAMPOLINE WOMEN
METZ

26/05/2006



UNION EUROPEENNE
DE GYMNASTIQUE

Chair of Judges Panel : OKONIEWSKI Waldemar

Exécution :

Difficulté :

- 1 SHULIKIN Vasili
BLR
- 2 PARANHOS Nuno
POR
- 3 SCALES Bert
GBR
- 4 KOPERIA Rasudan
GEO
- 5 STOYCHEVA Mariela
BUL

- 1 VAN WETERING Babette
NED

- 2 GARCIA Arlette
FRA



TRAMPOLINE





Rang	Club / Ville Nom Prénom	EXECUTION					Total	DIFF	Pen.	Total	Total général
		J1	J2	J3	J4	J5					
1	RUS Russie									198.60	
	VORONINA Viktoria	0.0	0.0	0.0	0.0	0.0	0.00	0.0	0.00		
		0.7	0.4	0.6	0.6	0.7	1.90	2.9	4.80		
	KOLESNIKOVA Natalia	8.5	8.6	8.9	8.8	8.5	25.90	2.3	28.20		
		7.5	7.5	7.2	7.0	7.5	22.20	14.0	36.20		
	CHERNOVA Natalia	8.7	8.8	8.8	8.8	8.7	26.30	2.7	29.00		
	7.8	7.8	7.4	7.6	7.5	22.90	14.0	36.90			
	KARAVAEVA Irina	8.9	9.0	9.1	9.2	8.7	27.00	2.5	29.50		
		8.1	8.1	7.7	7.9	8.2	24.10	14.7	38.80		
2	UKR Ukraine									197.70	
	SIGITOVA Svitlana										
	KYIKO Maryna	8.4	8.4	8.8	8.8	8.8	26.00	2.1	28.10		
		7.5	7.6	7.7	7.9	7.9	23.20	13.1	36.30		
	DOMCHEVSKA Yuliya	8.6	8.6	8.6	9.0	9.0	26.20	3.1	29.30		
		8.0	8.0	7.4	7.8	7.8	23.60	13.5	37.10		
	MOVCHAN Olena	8.9	8.8	8.8	9.2	8.7	26.50	2.7	29.20		
		7.9	7.9	7.8	8.2	8.0	23.80	13.9	37.70		
3	GBR Royaume Uni									192.30	
	DANN Stacey	8.0	8.0	7.7	8.0	8.3	24.00	2.7	26.70		
		7.4	7.5	7.2	7.7	7.7	22.60	12.8	35.40		
	DRISCOL Katherine	8.2	8.0	8.1	8.1	8.0	24.20	2.7	26.90		
		4.5	4.2	4.3	4.4	4.4	13.10	7.9	21.00		
	MOORE Jaime	8.5	8.4	9.1	8.8	8.6	25.90	2.7	28.60		
	8.1	8.1	7.8	8.0	7.8	23.90	12.7	36.60			
	WRIGHT Claire	8.7	9.0	9.0	9.1	8.5	26.70	2.7	29.40		
		7.6	7.4	7.0	7.1	7.3	21.80	13.6	35.40		
4	BLR Bélarus									191.70	
	GRIDCHINA Maria	8.5	8.4	8.0	8.3	8.2	24.90	2.4	27.30		
		7.4	7.1	6.9	7.2	7.5	21.70	13.1	34.80		
	PETRENIA Tatiana	8.5	8.6	8.7	8.8	8.6	25.90	2.7	28.60		
		7.7	7.5	7.0	7.3	7.4	22.20	14.0	36.20		

QUALIFICATIONS EUROPEAN CHAMPIONSHIPS

EC TRAMPOLINE WOMEN



TRAMPOLINE

Rang	Club / Ville Nom Prénom	EXECUTION					Total	DIFF	Pen.	Total	Total général
		J1	J2	J3	J4	J5					
	MIRONOVA Ekaterina	9.1	9.0	9.1	9.0	9.2	27.20	1.9		29.10	
		7.6	7.5	7.3	7.6	7.5	22.60	13.1		35.70	
5	 FRA France										190.50
	HAUWELLE Laëtitia	8.3	8.5	8.5	8.4	8.4	25.30	2.3		27.60	
		7.5	7.4	7.3	7.5	7.6	22.40	12.2		34.60	
	PERRETEEN Julie	8.6	8.5	8.3	8.2	8.4	25.20	2.3		27.50	
		7.3	7.2	6.8	7.2	7.4	21.70	13.0		34.70	
	GRATAY Aurélie	8.3	8.4	8.5	8.7	8.4	25.30	2.2		27.50	
		7.6	7.8	7.3	7.5	7.6	22.70	12.8		35.50	
	DUCROUX Marina	8.6	8.7	9.1	8.9	8.6	26.20	2.4		28.60	
		7.5	7.8	7.9	8.0	8.0	23.70	12.9		36.60	
6	 GER Allemagne										189.60
	AUERBACH Catherine	7.5	7.9	7.8	7.7	7.4	23.00	2.6		25.60	
		7.4	7.0	7.3	7.3	7.5	22.00	11.8		33.80	
	SYED Sarah	8.3	8.3	8.5	8.3	8.6	25.10	2.2		27.30	
		7.0	6.7	7.5	7.5	7.8	22.00	11.6		33.60	
	SIMON Jessica	8.6	8.8	8.3	8.6	8.3	25.50	2.5		28.00	
		7.3	7.5	7.4	7.6	7.6	22.50	12.3		34.80	
	DOGONADZE Anna	8.4	8.7	8.6	8.9	8.6	25.90	2.7		28.60	
		7.8	7.9	7.5	7.8	8.2	23.50	13.6		37.10	
7	 NED Pays Bas										187.90
	LENDERS Andrea	8.7	8.4	8.3	8.5	8.9	25.60	2.6		28.20	
		7.4	7.5	7.5	7.6	7.4	22.40	13.8		36.20	
	STEINEBACH Mirjam	8.6	8.6	8.6	8.6	8.5	25.80	2.8		28.60	
		6.8	6.8	6.8	6.8	6.4	20.40	11.1		31.50	
	HARTOG Yvonne	8.3	8.7	8.4	8.6	8.6	25.60	2.7		28.30	
		6.3	6.2	6.3	6.2	6.3	18.80	11.9		30.70	
	MEIJER Patricia	7.9	7.8	7.8	7.5	7.3	23.10	2.2		25.30	
		7.3	7.4	7.8	7.3	7.6	22.30	12.8		35.10	
8	 POR Portugal										183.00
	SIMOES Ana	7.3	7.5	7.1	7.0	7.5	21.90	2.7		24.60	
		7.2	7.4	7.4	7.7	7.5	22.30	11.7		34.00	
	DACHECO Nicole	8.1	8.4	7.9	8.4	8.3	24.80	2.9		27.70	
		7.1	7.2	6.9	7.1	6.9	21.10	12.3		33.40	
	RENTE Ana	8.3	8.7	7.7	8.1	8.2	24.60	2.7		27.30	
		7.7	7.9	7.3	7.2	7.2	22.20	13.8		36.00	