

QUALIFICATIONS EUROPEAN CHAMPIONSHIPS

EYC TUMBLING MEN

METZ

22/05/2006



UNION EUROPEENNE
DE GYMNASTIQUE

Fédération Française
de Gymnastique

Chair of Judges Panel : VAN LINDEN Walter

Exécution :

- 1 ZABIEROWSKI Wojciech
- 2 YERUSHEVICH Aliaksandr
- 3 CONDE Fernando
- 4 TROFYMENKO Mykhaylo
- 5 KAAS Flemming

Difficulté :

- 1 O'REILLY Lisa
- 2 BOUCHER Karine







TUMBLING

Rang	Club / Ville Nom Prénom	EXECUTION					DIFF	Pen.	Total	Total général
		J1	J2	J3	J4	J5				
1	RUS Russie									210.30
	GRAFIEV Constantin	8.6	8.6	8.1	8.4	8.0	25.10	9.1	-0.3	33.90
		8.3	8.2	7.8	8.4	8.5	24.90	11.0	0.0	35.90
	KIRILLOV Vasili	8.5	8.6	8.4	8.6	8.7	25.70	9.7	-0.3	35.10
		8.4	8.6	8.5	8.8	8.5	25.60	8.8	0.0	34.40
	MASKIN Innokentiy	8.2	8.3	8.3	8.3	8.2	24.80	8.9	0.0	33.70
		8.0	8.0	7.8	8.0	7.9	23.90	8.4	0.0	32.30
	ZINUKOV Evgeniy	8.5	8.6	8.6	8.7	8.5	25.70	9.4	-0.3	34.80
		8.4	8.4	8.4	8.6	8.3	25.20	11.0	0.0	36.20
2	GBR Royaume Uni									190.30
	ASPINALL Gary	8.3	8.2	8.5	8.2	8.4	24.90	6.8	0.0	31.70
		8.3	8.0	8.0	8.1	8.1	24.20	7.7	0.0	31.90
	BOOSEY Greg	8.3	8.2	8.4	8.1	8.4	24.90	6.8	0.0	31.70
		7.9	8.1	8.0	8.3	8.4	24.40	7.7	0.0	32.10
	GREGORY Shaun	8.2	8.3	8.5	8.6	8.5	25.30	4.9	0.0	30.20
		8.3	8.2	8.2	8.4	8.7	24.90	5.7	0.0	30.60
	NEWAY Stephen	8.4	8.3	8.2	8.6	8.5	25.20	6.7	0.0	31.90
		8.2	8.1	8.0	8.0	8.2	24.30	6.7	0.0	31.00
3	BLR Bélarus									189.00
	DARASHUK Dzmitry	8.7	8.3	8.0	8.0	7.6	24.30	6.7	0.0	31.00
		8.2	8.6	8.3	8.4	8.1	24.90	8.3	0.0	33.20
	FILIPAU Ivan	8.2	8.3	7.5	7.7	7.7	23.60	5.9	0.0	29.50
		8.1	8.4	8.1	8.4	8.1	24.60	5.9	0.0	30.50
	SINIAKOU Pavel	8.1	8.6	8.1	8.0	8.2	24.40	6.0	0.0	30.40
		8.0	8.4	8.3	8.1	8.3	24.70	6.0	0.0	30.70
	STANKEVICH Pavel	8.2	8.7	8.3	8.5	8.4	25.20	6.5	0.0	31.70
		8.1	8.6	8.2	8.5	8.5	25.20	6.8	0.0	32.00

QUALIFICATIONS EUROPEAN CHAMPIONSHIPS

EYC TUMBLING MEN



Rang	Club / Ville Nom Prénom	EXECUTION					Total	DIFF	Pen.	Total	Total général
		J1	J2	J3	J4	J5					
4	 POL Pologne									189.00	
	BRYLKA Adrian	8.7	8.5	8.5	8.7	8.2	25.70	6.8	0.0	32.50	
		8.8	8.5	8.7	8.7	8.6	26.00	6.6	0.0	32.60	
	DRAUSOWSKI Jacek	8.7	8.5	8.2	8.3	8.4	25.20	5.0	0.0	30.20	
		8.3	8.2	8.1	8.6	8.5	25.00	5.4	0.0	30.40	
	DRAUSOWSKI Wojciech	7.6	7.6	7.5	7.4	7.3	22.50	6.9	0.0	29.40	
		5.8	6.6	6.4	6.2	6.1	18.70	4.3	0.0	23.00	
	SOBIERAJSKI Wojciech	8.6	8.3	8.2	8.4	8.2	24.90	6.8	0.0	31.70	
		8.5	8.5	8.2	8.5	8.6	25.50	6.1	0.0	31.60	
5	 DEN Danemark									182.50	
	HULGAARD Tobias	8.4	8.2	8.4	8.3	8.5	25.10	6.7	0.0	31.80	
		7.2	7.6	7.6	7.7	7.8	22.90	7.4	0.0	30.30	
	JENSEN David	8.2	8.3	8.4	8.5	8.4	25.10	6.3	0.0	31.40	
		8.0	8.0	7.8	8.1	8.1	24.10	7.0	0.0	31.10	
	NIELSEN Danni	8.1	8.0	7.9	7.9	7.9	23.80	4.5	0.0	28.30	
		8.0	8.1	7.9	8.2	8.4	24.30	5.3	0.0	29.60	
6	 FRA France									182.10	
	BRETELLE Julien	7.1	7.6	7.6	7.6	7.5	22.70	6.3	0.0	29.00	
		8.3	8.2	7.9	8.3	8.3	24.80	6.1	0.0	30.90	
	FRAPPIER Jean	8.3	8.1	8.4	8.1	8.4	24.80	4.5	0.0	29.30	
		8.1	8.0	8.1	8.1	8.3	24.30	4.0	0.0	28.30	
	GOSSET Fabien	8.3	8.4	8.4	8.6	8.6	25.40	5.3	0.0	30.70	
		8.3	8.0	8.3	8.4	8.4	25.00	5.7	0.0	30.70	
	MASSON Frank	8.3	8.4	8.5	8.6	8.6	25.50	5.3	0.0	30.80	
		7.9	8.2	7.9	8.3	8.4	24.40	5.3	0.0	29.70	
7	 POR Portugal									164.30	
	GONCALVES José	8.2	8.1	8.3	8.3	8.5	24.80	5.3	0.0	30.10	
		7.9	8.1	8.0	8.0	8.5	24.10	5.9	0.0	30.00	
	MORENO Joao	4.8	5.0	4.9	4.8	4.9	14.60	2.7	0.0	17.30	
		8.1	8.1	7.8	8.1	8.1	24.30	5.6	0.0	29.90	
	PINTO Ricardo	7.9	7.5	8.0	7.6	8.0	23.50	4.8	0.0	28.30	
		7.6	6.9	8.0	8.1	7.9	23.50	5.2	0.0	28.70	