

Fédération Française  
de Gymnastique

# QUALIFICATIONS EUROPEAN CHAMPIONSHIPS

## EC TUMBLING MEN

### METZ

25/05/2006



UNION EUROPEENNE  
DE GYMNASTIQUE

**Chair of Judges Panel :** VAN LINDEN Walter

**Exécution :**

- 1  VERLUYK Roman  
UKR
- 2  PAZOS Inmaculada  
ESP
- 3  ROSA Joano  
POR
- 4  THOMPSON Claire  
GBR
- 5  VANGELOVA Mariya  
BUL

**Difficulté :**

- 1  KOVARSKIY Anatoliy  
RUS
- 2  KAAS Flemming  
DEN



TUMBLING

Rang	Club / Ville Nom Prénom	EXECUTION					Total	DIFF	Pen.	Total général	
		J1	J2	J3	J4	J5					
1	 RUS MURTAZEV Tagir	Russie								72.50	
		QUALIF1	8.5	8.6	8.5	8.5	8.7	25.60	9.3		34.90
		QUALIF2	8.6	8.8	8.8	8.9	8.8	26.40	11.2		37.60
2	 BLR KABISHAU Andrei	Biélarus								72.20	
		QUALIF1	8.6	8.4	8.3	8.4	8.3	25.10	10.0		35.10
		QUALIF2	8.5	8.3	8.4	8.5	8.5	25.40	11.7		37.10
3	 POL WADECKI Jozef	Pologne								72.00	
		QUALIF1	8.5	8.8	8.2	8.4	8.6	25.50	10.1		35.60
		QUALIF2	8.3	8.2	8.0	7.9	8.2	24.40	12.0		36.40
4	 GBR BURROWS Charlie	Royaume Uni								71.50	
		QUALIF1	8.5	8.6	8.6	8.6	8.6	25.80	9.3		35.10
		QUALIF2	8.8	8.6	8.6	8.7	8.7	26.00	10.4		36.40
5	 GBR BARNES Michael	Royaume Uni								70.60	
		QUALIF1	8.5	8.4	8.6	8.6	8.5	25.60	9.3		34.90
		QUALIF2	8.4	8.5	8.4	8.5	8.6	25.40	10.3		35.70
6	 UKR LEVKOVYCH Igor	Ukraine								70.20	
		QUALIF1	8.6	8.3	8.3	8.1	8.6	25.20	9.7		34.90
		QUALIF2	8.5	8.3	8.3	8.1	8.3	24.90	10.4		35.30
7	 BLR ARTSEMENKA Siarhei	Biélarus								70.10	
		QUALIF1	8.7	8.7	8.6	8.2	8.4	25.70	9.3		35.00
		QUALIF2	8.4	8.6	8.6	8.5	8.7	25.70	9.4		35.10
8	 FRA FOURNIALS Nicolas	France								70.00	
		QUALIF1	8.4	8.8	8.5	8.4	8.2	25.30	8.8		34.10
		QUALIF2	8.7	8.8	8.6	8.5	8.4	25.80	10.1		35.90
9	 RUS GONCHAROV Aexander	Russie								69.90	
		QUALIF1	8.6	8.7	8.6	8.6	8.6	25.80	9.3		35.10
		QUALIF2	8.4	8.3	8.0	8.3	8.4	25.00	9.8		34.80
10	 UKR FREYUK Yuriy	Ukraine								69.80	
		QUALIF1	8.8	8.4	8.5	8.3	8.4	25.30	8.8		34.10
		QUALIF2	8.8	8.5	8.2	8.5	8.4	25.40	10.3		35.70

QUALIFICATIONS EUROPEAN CHAMPIONSHIPS

EC TUMBLING MEN












Rang	Club / Ville Nom Prénom	EXECUTION					Total	DIFF	Pen.	Total général
		J1	J2	J3	J4	J5				
11	POL WODYK Jacek Pologne									69.80
	QUALIF1	8.3	8.5	8.4	8.7	8.4	25.30	9.3	34.60	
	QUALIF2	8.4	8.7	8.5	8.7	8.6	25.80	9.4	35.20	
12	FRA TARIN Yves France									69.80
	QUALIF1	8.2	8.2	8.1	8.2	8.3	24.60	10.0	34.60	
	QUALIF2	8.4	8.3	8.1	8.2	8.5	24.90	10.3	35.20	
13	RUS DRAMARETSKIY Alexan Russie									69.60
	QUALIF1	8.7	8.3	8.1	8.1	8.3	24.70	9.4	34.10	
	QUALIF2	8.3	8.4	8.3	8.4	8.5	25.10	10.4	35.50	
14	RUS BATIENKO Alexey Russie									69.60
	QUALIF1	8.5	8.5	8.1	8.5	8.2	25.20	9.8	35.00	
	QUALIF2	8.1	8.1	7.6	8.2	8.0	24.20	10.4	34.60	
15	UKR PYSAREV Artem Ukraine									69.60
	QUALIF1	8.4	8.2	8.3	8.4	8.4	25.10	10.0	35.10	
	QUALIF2	8.2	8.3	8.3	8.5	8.5	25.10	9.4	34.50	
16	POL SONDEL Sebastian Pologne									68.90
	QUALIF1	8.8	8.5	8.5	8.3	8.5	25.50	8.6	34.10	
	QUALIF2	8.6	8.6	8.3	8.4	8.5	25.50	9.3	34.80	
17	BLR PRIMAKOU Siarhei Bélarus									68.40
	QUALIF1	8.4	8.2	8.4	8.4	8.1	25.00	9.2	34.20	
	QUALIF2	8.4	8.1	8.0	8.2	8.4	24.70	9.5	34.20	
18	BEL DUYOLS Jonathan Belgique									67.90
	QUALIF1	8.4	8.2	8.3	8.1	8.2	24.70	8.9	33.60	
	QUALIF2	8.3	8.2	8.4	8.4	8.2	24.90	9.4	34.30	
19	FRA SAUTON Morgan France									67.50
	QUALIF1	8.5	8.5	8.3	8.2	8.5	25.30	7.2	32.50	
	QUALIF2	8.5	8.2	8.2	8.3	8.4	24.90	10.1	35.00	
20	GBR SMITH Glenn Royaume Uni									66.00
	QUALIF1	8.3	8.3	8.5	8.4	8.3	25.00	7.5	32.50	
	QUALIF2	8.4	8.4	8.5	8.4	8.4	25.20	8.3	33.50	
21	GBR WALTERS Damien Royaume Uni									65.50
	QUALIF1	7.2	7.2	7.1	7.5	7.6	21.90	8.1	30.00	
	QUALIF2	8.0	8.3	7.8	8.2	8.2	24.40	11.1	35.50	
22	POL LIPA Oskar Pologne									65.50
	QUALIF1	7.9	7.7	7.6	7.4	7.5	22.80	8.3	31.10	
	QUALIF2	8.6	8.3	8.2	8.2	8.3	24.80	9.6	34.40	
23	FRA COUDERT Julien France									64.20
	QUALIF1	7.5	7.5	7.6	7.5	7.5	22.50	6.9	29.40	
	QUALIF2	8.3	8.1	8.3	7.9	8.4	24.70	10.1	34.80	
24	UKR SHEREMETA Vladislav Ukraine									63.90
	QUALIF1	7.5	7.5	7.4	7.1	7.5	22.40	7.3	29.70	
	QUALIF2	8.2	8.2	8.1	8.3	8.5	24.70	9.5	34.20	

QUALIFICATIONS EUROPEAN CHAMPIONSHIPS

EC TUMBLING MEN



Rang	Club / Ville Nom Prénom	EXECUTION					Total	DIFF	Pen.	Total général	
		J1	J2	J3	J4	J5					
25	 DEN KRISTENSEN Rune	Danemark								63.20	
		QUALIF1	8.2	8.0	8.1	8.2	8.2	24.50	6.7		31.20
		QUALIF2	8.4	8.1	8.0	8.0	8.0	24.10	7.9		32.00
26	 POR FERNANDES Nuno	Portugal								62.10	
		QUALIF1	6.7	7.2	7.4	7.3	7.2	21.70	6.5		28.20
		QUALIF2	8.5	8.6	8.5	8.4	8.6	25.60	8.3		33.90
27	 DEN OFODILE If	Danemark								62.00	
		QUALIF1	8.4	8.1	8.0	8.1	8.3	24.50	6.7		31.20
		QUALIF2	8.0	7.7	7.4	7.6	7.6	22.90	7.9		30.80
28	 BUL ARNAUDOV Georgi	Bulgarie								60.30	
		QUALIF1	7.7	7.7	7.8	7.4	7.6	23.00	6.0		29.00
		QUALIF2	7.8	7.7	7.8	7.8	8.0	23.40	7.9		31.30
29	 DEN DYBRO Mikkel	Danemark								60.30	
		QUALIF1	7.9	7.8	7.6	8.0	7.6	23.30	6.0		29.30
		QUALIF2	8.0	7.6	7.7	7.8	8.1	23.50	7.5		31.00
30	 BLR ZHALIAZNIKOU Anatoli	Bélarus								59.80	
		QUALIF1	6.3	6.8	7.1	7.2	7.2	21.10	6.9		28.00
		QUALIF2	7.7	7.5	7.9	7.7	7.9	23.30	8.5		31.80
31	 BUL DYANKOV Svilen	Bulgarie								58.00	
		QUALIF1	7.4	7.6	7.8	7.5	7.8	22.90	4.3		27.20
		QUALIF2	7.6	7.5	7.8	7.4	8.0	22.90	7.9		30.80
32	 ESP MARQUEZ Miguel	Espagne								51.10	
		QUALIF1	6.8	7.2	7.1	6.8	7.1	21.00	4.2		25.20
		QUALIF2	6.7	7.0	7.2	7.0	7.0	21.00	4.9		25.90
33	 BUL NEDELICHEV Kostadin	Bulgarie								25.10	
		QUALIF1	7.2	7.7	7.8	7.8	7.9	23.30	1.8		25.10